

COST OF WAR Through March 31, 2018

TOTAL COST

Since September 11, 2001, the Department of Defense (DoD) has obligated **\$1,500.8 billion** for war-related costs:

BREAKDOWN BY OPERATION since September 11, 2001

The **\$1,500.8 billion** breakdown by operation is:

	% of Total
<i>Current Contingencies (\$185.5 billion):</i>	
• Operation FREEDOM'S SENTINEL (OFS):	\$134.3 billion (9%)
• Operation INHERENT RESOLVE (OIR):	\$23.5 billion (2%)
• Operation NOBLE EAGLE (ONE):	\$27.7 billion (1%)
<i>Prior Year Contingencies (\$1,315.2 billion):</i>	
• Operation IRAQI FREEDOM (OIF)/NEW DAWN (OND):	\$730.9 billion (49%)
• Operation ENDURING FREEDOM (OEF):	\$584.3 billion (39%)

AVERAGE MONTHLY SPENDING

• The <u>average monthly spending</u> for <u>all</u> Operations:	\$3.4 billion (during FY 2018)
• The average monthly spending for OFS :	\$2.9 billion (85%)
• The average monthly spending for OIR :	\$0.6 billion (18%)
• The average monthly spending for OIF/OND :	\$<0.1 billion (<1%)
• The average monthly spending for OEF :	*\$-0.1 billion (-4%)
• The average monthly spending for ONE :	\$<0.1 billion (<1%)

* The negative average monthly spending amounts result from normal deobligations and adjustments made within the fiscal year to properly align costs to the appropriate contingency operation.

TALKING POINTS

- The international combat mission, Operation ENDURING FREEDOM (OEF), formally ended on December 31, 2014. Operation FREEDOM'S SENTINEL (OFS) began on January 1, 2015. OFS continues the train, advise, and assist mission of the Afghanistan National Defense and Security Forces (ANDSF) at the corps and Ministry of Defense level, as well as with the Ministry of the Interior.
 - The focus is on those processes associated with financial management, human resource management, force sustainment (logistics), and command and control. This includes a significant effort to further integrate and enhance aviation capabilities and intelligence support into the operations of the ANDSF.
- Operation INHERENT RESOLVE (OIR) began in August 2014, as a military air power intervention in Iraq and Syria in response to the threat posed by the Islamic State of Iraq and Syria (ISIS).
 - The OIR campaign seeks to deny and degrade ISIS through precision airstrikes and intelligence collection, disrupt the flow of foreign forces, and build partner capacity.
 - Efforts include working with and through the Government of Iraq's (GoI) Iraqi Security Forces (ISF) in Iraq and Vetted Syrian Opposition (VSO) forces in Syria to build key security force capabilities, help professionalize their security forces, and promote stability in the region.

WHAT IS THE MONEY BEING SPENT ON?

- War-related operational costs, such as operating tempo, training, overseas facilities and base support, equipment maintenance, and communications, and replacement of combat losses and enhancements.
- Support for deployed troops, which includes food, clothing, and health/medical services, special pay and benefits for troops in the field.
- Transportation of personnel and equipment, including airlift and sealift into and out of the theater of operations and support payments for the ANDSF and coalition partners.

Quarter 2 Cost of War Update as of March 31, 2018

Cost Estimate for Report

The cost to the Department of Defense to prepare and assemble this report is approximately \$209,000 for FY 2018.

Reference ID: 2-EAD8E1C

Department of Defense Q2 Cost of War as of March 31, 2018

(Dollars in Billions)

By Operation	Obligations					Q2 6 months average		Total Since 9/11	
	FY 2017 Total	Q2 FY 2017	Q2 FY 2018	Cumulative 2017	Cumulative 2018	FY 2017	FY 2018		
NEW DAWN (OND)⁽¹⁾ /Post-OND Iraq Activities	0.2	0.7	<0.1	0.7	<0.1	0.1	<0.1	730.9	49%
INHERENT RESOLVE (OIR)	8.2	1.9	2.0	3.1	3.3	0.5	0.6	23.5	2%
Subtotal OIF/OND/OIR	8.4	2.6	2.1	3.8	3.4	0.6	0.6	754.5	51%
ENDURING FREEDOM (OEF)⁽²⁾	-1.8	0.4	-0.2	-1.2	-0.6	-0.2	-0.1	584.3	39%
FREEDOM'S SENTINEL (OFS)	42.5	9.5	10.6	19.0	17.6	3.2	2.9	134.3	9%
Subtotal OEF/OFS	40.7	9.9	10.4	17.8	17.0	3.0	2.8	718.6	48%
NOBLE EAGLE (ONE)	<0.1	<0.1	<0.1	<0.1	0.1	<0.1	<0.1	27.7	1%
TOTAL	49.1	12.5	12.5	21.6	20.4	3.6	3.4	1,500.8	100%

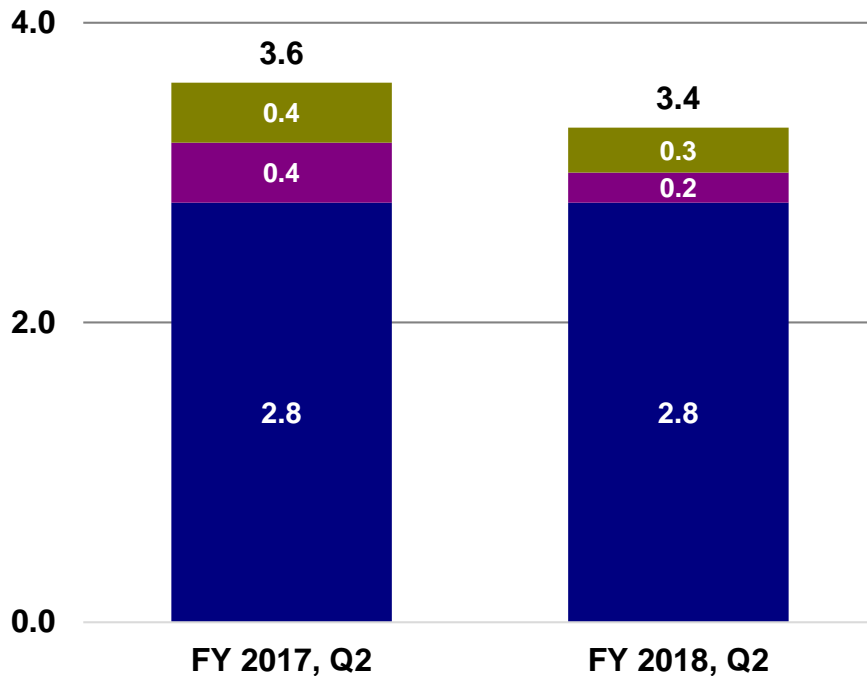
Totals may not add due to rounding

- (1) The totals in the FY 2018 column for Operation NEW DAWN (OND) and Operation ENDURING FREEDOM (OEF) reflect the cumulative total of downward adjustments posted to prior year accounts and adjustments between operations (e.g., OEF transfers to OFS and OIR for proper alignment).
- (2) The OEF total in the total FY 2017 column reflects Army corrections posted in prior years: Army transferred \$1.4 billion from OEF to OFS in Military Personnel costs and posted prior year de-obligations in Procurement accounts that netted to \$0.6 billion for a total decrease of approximately \$2.0 billion.

Source: Defense Finance and Accounting Service, Cost of War Monthly Report
Data as of March 31, 2018

FY 2018 Obligations for Contingency Operations Comparison of OND/OIR/OEF/OFS “Average Monthly Spending” — All Years

(Dollars in Billions)



FY 2018 Average Obligations, Q2

Security Forces and Coalition Support

The FY 2018 average monthly obligations are lower than FY 2017 due to decreased spending for Coalition Support.

Investment

The FY 2018 average monthly obligations are lower than the FY 2017 average due to decreased spending for vehicle procurement, and communication and electronic equipment procurement.

Military Operations

The FY 2018 average monthly obligations remain the same as FY 2017.

Totals may not add due to rounding

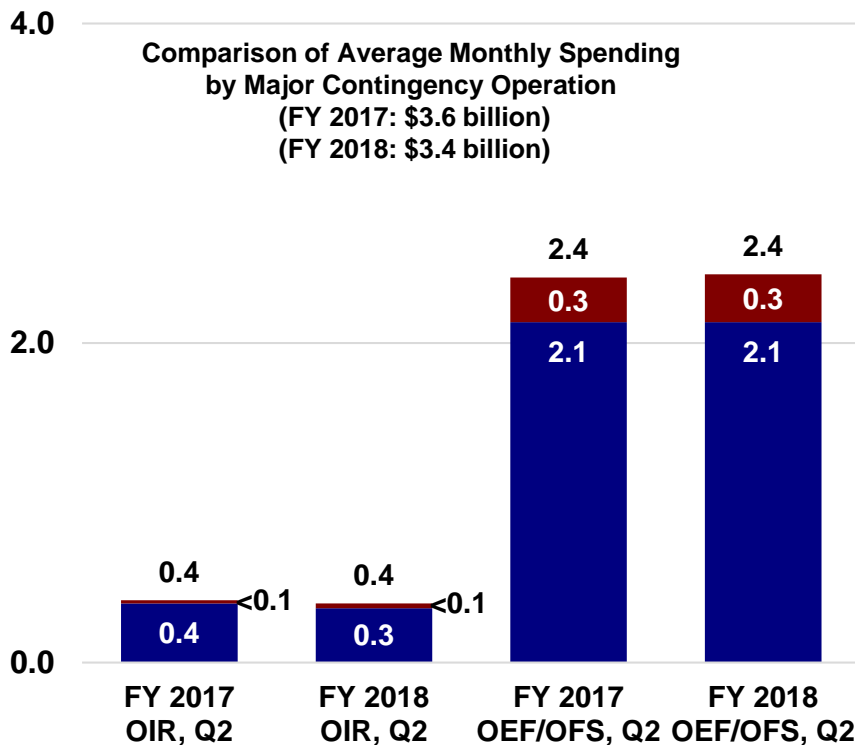
*Note: Obligation data does not include non-DoD classified programs and less than \$<0.1 billion from base funded Operation NOBLE EAGLE (ONE)
Source: Defense Finance and Accounting Service, Cost of War Monthly Report
Data as of March 31, 2018*

FY 2018 Obligations for Military Operations

Comparison of OND/OIR/OEF/OFS

“Average Monthly Spending” — All Years

(Dollars in Billions)



FY 2018 Average Obligations, Q2

Military Personnel

(FY 2017: \$0.3 billion; FY 2018: \$0.3 billion)

OIR: The average monthly obligations in FY 2018 remain consistent with FY 2017.

OEF/OFS: The average monthly obligations in FY 2018 remain consistent with FY 2017.

Operation and Maintenance (includes Working Capital Funds)

(FY 2017: \$2.5 billion; FY 2018: \$2.5 billion)

OIR: The average monthly obligations in FY 2018 remain consistent with FY 2017.

OEF/OFS: The average monthly obligations in FY 2018 remain consistent with FY 2017.

Totals may not add due to rounding

Note: Obligation data does not include non-DoD classified programs and less than \$<0.1 billion from base funded Operation NOBLE EAGLE (ONE)

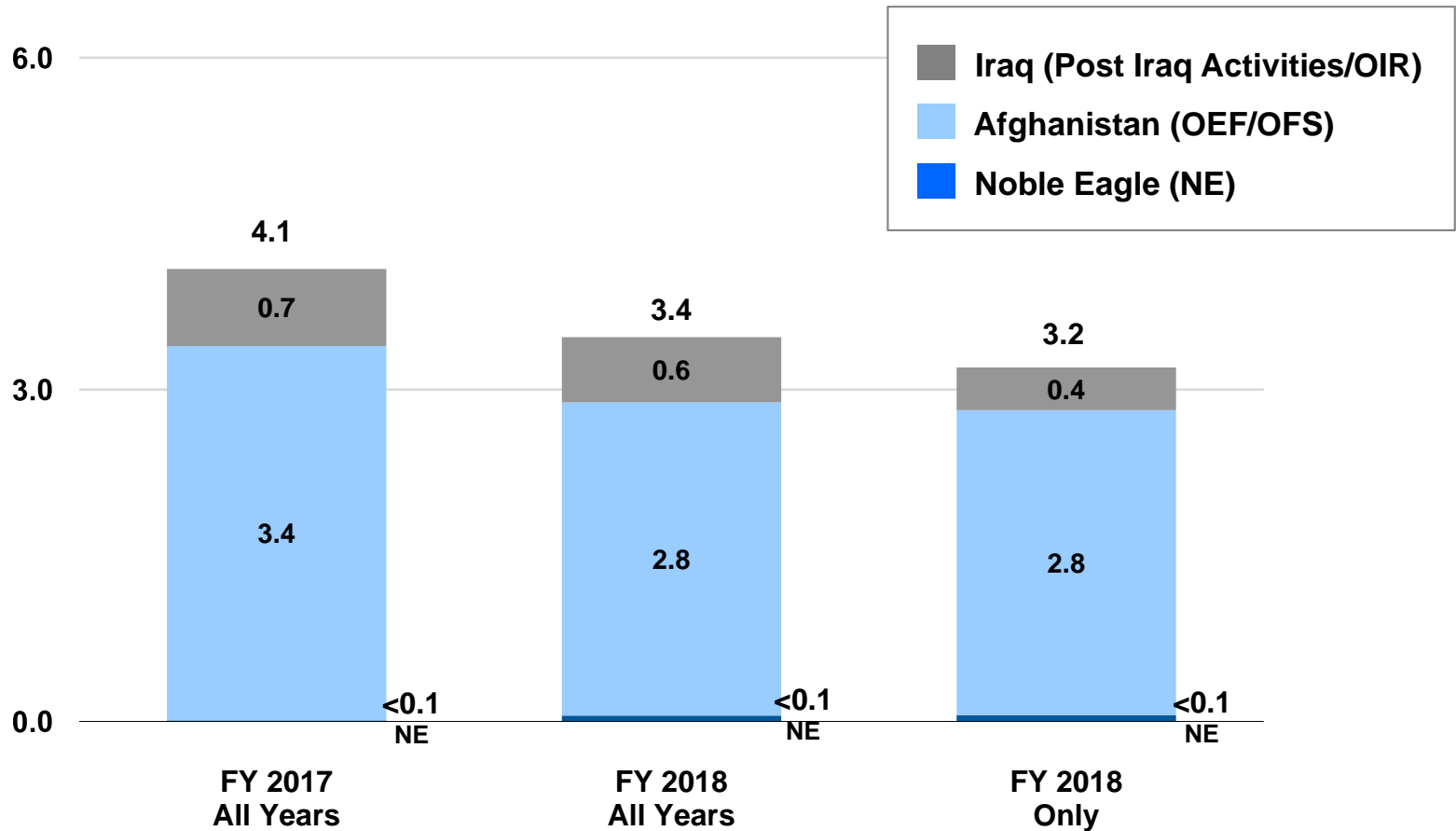
Source: Defense Finance and Accounting Service, Cost of War Monthly Report.

Data as of March 31, 2018

FY 2018 Obligations for Contingency Operations

Comparison of OND/Post-OND Iraq Activities/OIR OEF/OFS/ONE

“Average Monthly Spending”



*Note: Obligation data does not include non-DoD classified programs.
Source: Defense Finance and Accounting Service, Cost of War Monthly Report
Data as of March 31, 2018*

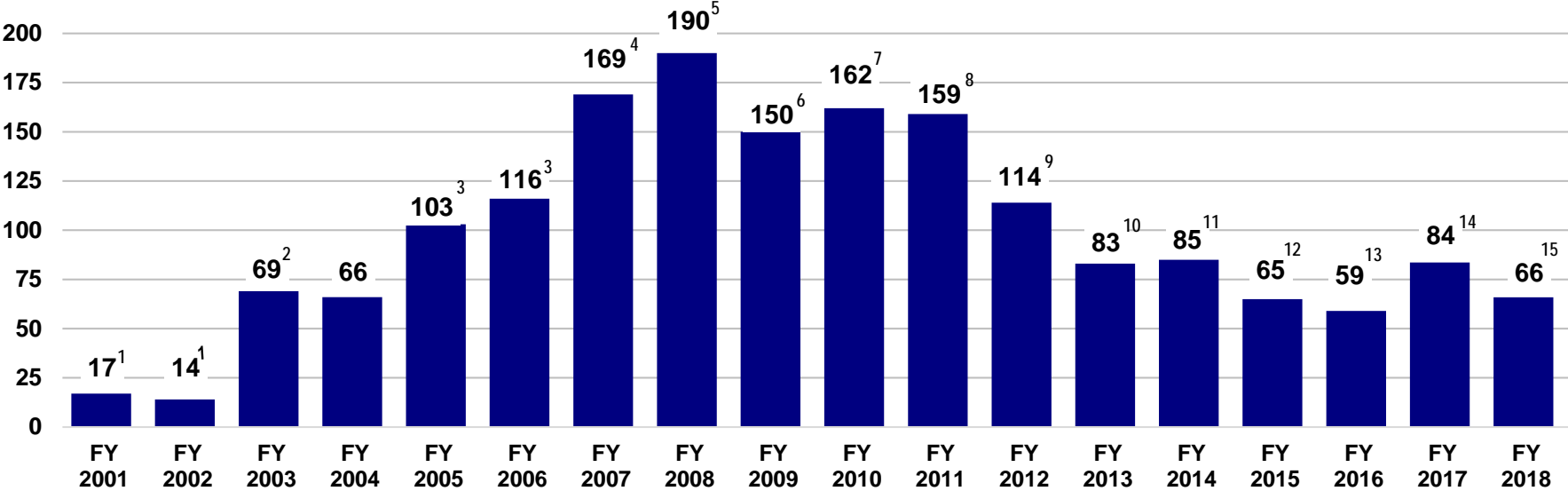
Totals may not add due to rounding

Cost of War Backup Detail

Funding Appropriated through War-related Requests

FY 2001 – FY 2018 (\$1,770B)

(Dollars in Billions)



Explanations for footnotes 1-15 are provided on Slide 8

Note: Includes funding for OIF/OND/OIR, OEF/OFS, and ONE. Beginning in FY 2005, ONE is funded in the DoD baseline.

Source: Department of Defense Appropriations Acts Data as of March 31, 2018

Totals may not add due to rounding

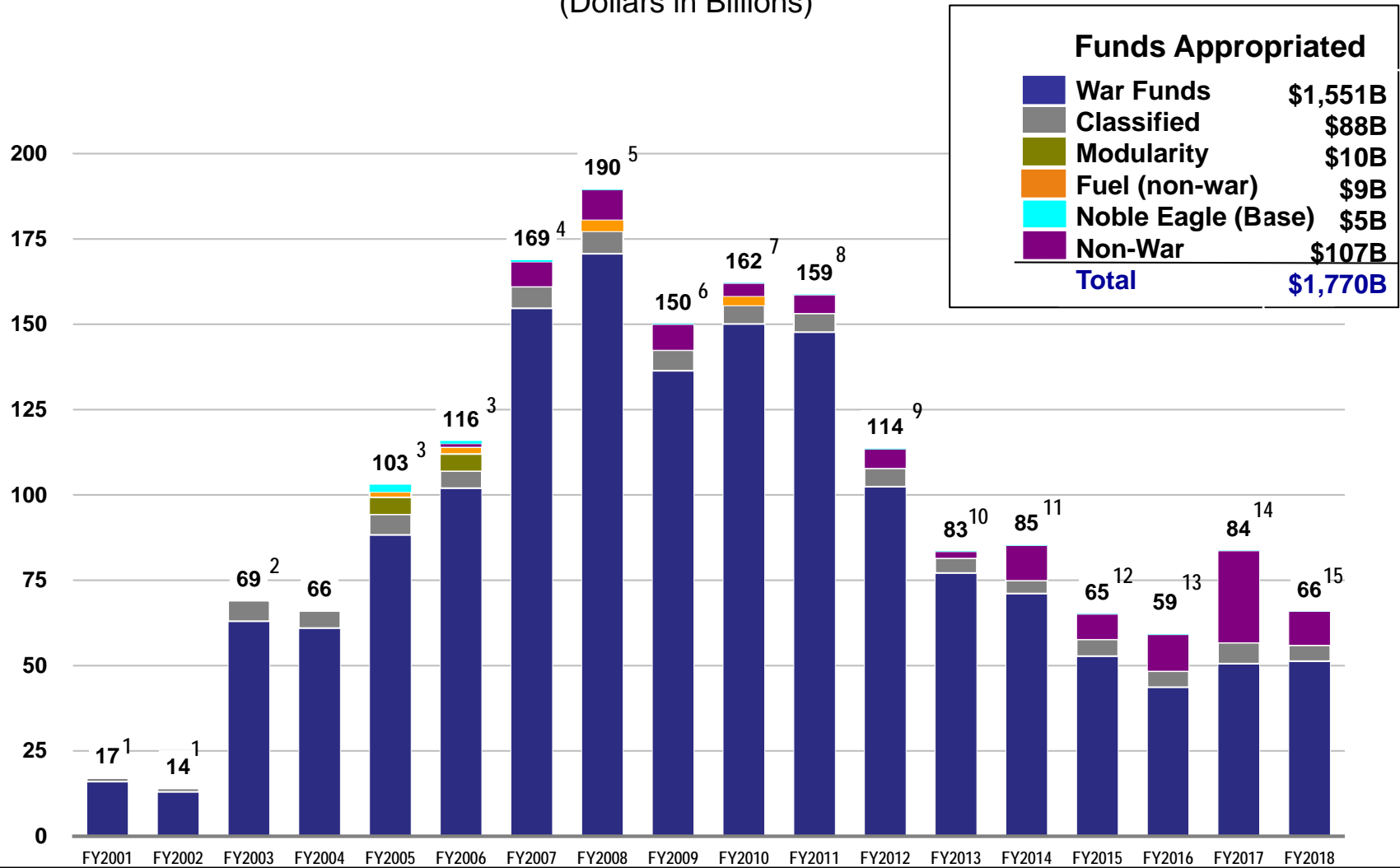
Explanatory Footnotes for Slide 7

- 1/ FY 2001 includes \$3.5B of funds appropriated in the FY 2002 Supplemental (PL 107-117) as that is the year where the obligations were incurred. Authorization for the obligation of these funds was provided in the FY 2001 Supplemental (PL 107-38), which provided \$40B to OMB's Emergency Response Program for response to the 9/11 terrorist attacks on the United States
- 2/ FY 2003 reflects a rescission of \$3.5B of Iraq Freedom Funds enacted in the FY 2004 DoD Appropriations Act (PL 108-87)
- 3/ FY 2005 reflects \$25B appropriated in FY 2004 for FY 2005 war-related costs (Title IX Bridge) (PL 108-287); reflects \$3B appropriated in PLs 108-324, 109-61, and 109-62 for Hurricane Disaster Relief
- 4/ FY 2007 includes \$3B appropriated in GWOT Emergency Supplemental (PL 110-28) for BRAC
- 5/ FY 2008 includes \$16.8B appropriated for the Mine Resistant Ambush Protected Transfer Fund (PL 110-92 (\$5.2B)) and (PL 110-116 (\$11.6B)); also includes \$0.143B rescission enacted in the FY 2009 Supplemental but applicable to the FY 2008 OCO; does not reflect the \$3B rescission in PL 110-252 section 8003 applied to baseline programs
- 6/ FY 2009 does not reflect \$4.5B of rescissions enacted in the FY 2009 Supplemental that were applied to the Department's baseline programs; however, FY 2009 reflects \$0.1B of rescissions enacted in PL 113-6 (see note 10)
- 7/ FY 2010 reflects \$0.5B of rescissions enacted in the FY 2010 Supplemental, Education, Jobs, & Medicaid Assistance (PL 111-226), that were applied to the Department's FY 2010 OCO amounts; also, FY 2010 reflects \$0.6B of rescissions enacted in PL 112-74 (see note 9)
- 8/ FY 2011 reflects the FY 2011 Department of Defense and Full Year Continuing Appropriations Act (PL 112-10); also, FY 2011 reflects \$0.2B of rescissions enacted in PL 113-6 (see note 10) and \$0.1B of FY 2013 sequestered amount
- 9/ FY 2012 reflects the \$116B appropriated in the FY 2012 Consolidated Appropriations Act (PL 112-74) and does not reflect the \$0.6B of rescissions enacted in PL 112-74 that were applied to the Department's FY 2010 OCO programs; however, FY 2012 reflects \$1.7B of rescissions enacted in PL 113-6 (see note 10) and \$0.5B of FY 2013 sequestered amount
- 10/ FY 2013 reflects the Consolidated and Further Continuing Appropriations Act (PL 113-6) and does not reflect the \$0.1B, \$0.2B, and \$1.7B of rescissions enacted in PL 113-6 that were applied to the Department's FYs 2009, 2011, and 2012 OCO programs, respectively; however, FY 2013 reflects \$5.5B of FY 2013 sequestered amount
- 11/ FY 2014 reflects the Consolidated Appropriations Act (PL 113-76) and does not reflect the \$0.1B of rescissions enacted in PL 113-76 that were applied to the Department's FYs 2009 (\$0.05B) and 2013 (\$0.09B) in OCO programs, respectively
- 12/ FY 2015 reflects the Consolidated and Further Continuing Appropriations Act (PL 113-235) and does not reflect the \$1.2B of rescissions enacted in PL 113-235 that were applied to the Department's FYs 2014 (\$1.2B) and FY 2013 (\$0.007B) in OCO programs, respectively. Excludes Ebola emergency supplemental funds received in Title X for \$112 million
- 13/ FY 2016 reflects the Consolidated Appropriations Act, 2016 (PL 114-113) and does not reflect the \$0.4 of recessions enacted in PL 114-113 that were applied to FY 2015 Afghanistan Security Forces Fund
- 14/ FY 2017 reflects the Continuing Appropriations and the Military Construction, Veterans Affairs, and Related Agencies Appropriations Act, 2017 (Public Law (P.L.) 114-223) September 29, 2016 (\$172 million), the Further Continuing and Security Assistance Appropriations Act, 2017 (P.L. 114-254), December 10, 2016, (\$5.8 billion), and the Consolidated Appropriations Act of 2017 (P.L. 115-31) May 5, 2017, \$76.8 billion -Title IX and Title X.
- 15/FY 2018 reflects the Consolidated Appropriations Act of 2018 (P.L. 115-141), March 23, 2018, \$65.9 billion – Title IX

Funding Appropriated through War-related Requests

FY 2001 – FY 2018 (\$1,770B)

(Dollars in Billions)



Explanations for footnotes 1-15 are provided on Slide 10

Totals may not add due to rounding

Note: Includes funding for OIF/OND/OIR, OEF/OFS, and ONE. Beginning in FY 2005, ONE is funded in the DoD baseline.

Source: Department of Defense Appropriations Acts

Data as of March 31, 2018

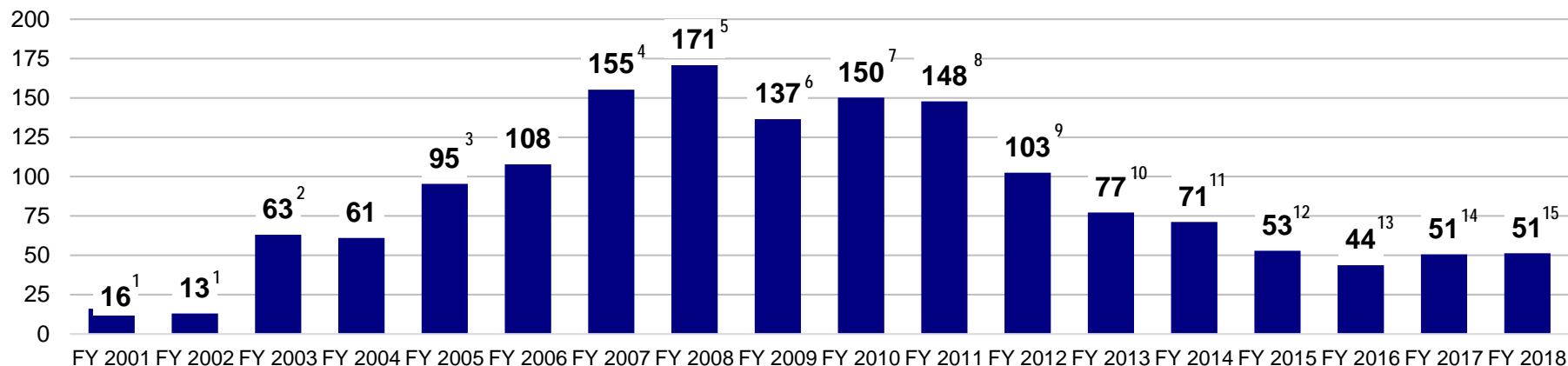
Explanatory Footnotes for Slide 9

- 1/ FY 2001 includes \$3.5B of funds appropriated in the FY 2002 Supplemental (PL 107-117) as that is the year where the obligations were incurred. Authorization for the obligation of these funds was provided in the FY 2001 Supplemental (PL 107-38), which provided \$40B to OMB's Emergency Response Program for response to the 9/11 terrorist attacks on the United States
- 2/ FY 2003 reflects a rescission of \$3.5B of Iraq Freedom Funds enacted in the FY 2004 DoD Appropriations Act (PL 108-87)
- 3/ FY 2005 reflects \$25B appropriated in FY 2004 for FY 2005 war-related costs (Title IX Bridge) (PL 108-287); reflects \$3B appropriated in PLs 108-324, 109-61, and 109-62 for Hurricane Disaster Relief
- 4/ FY 2007 includes \$3B appropriated in GWOT Emergency Supplemental (PL 110-28) for BRAC
- 5/ FY 2008 includes \$16.8B appropriated for the Mine Resistant Ambush Protected Transfer Fund (PL 110-92 (\$5.2B)) and (PL 110-116 (\$11.6B)); also includes \$0.143B rescission enacted in the FY 2009 Supplemental but applicable to the FY 2008 OCO; does not reflect the \$3B rescission in PL 110-252 section 8003 applied to baseline programs
- 6/ FY 2009 does not reflect \$4.5B of rescissions enacted in the FY 2009 Supplemental that were applied to the Department's baseline programs; however, FY 2009 reflects \$0.1B of rescissions enacted in PL 113-6 (see note 10)
- 7/ FY 2010 reflects \$0.5B of rescissions enacted in the FY 2010 Supplemental, Education, Jobs, & Medicaid Assistance (PL 111-226), that were applied to the Department's FY 2010 OCO amounts; also, FY 2010 reflects \$0.6B of rescissions enacted in PL 112-74 (see note 9)
- 8/ FY 2011 reflects the FY 2011 Department of Defense and Full Year Continuing Appropriations Act (PL 112-10); also, FY 2011 reflects \$0.2B of rescissions enacted in PL 113-6 (see note 10) and \$0.1B of FY 2013 sequestered amount
- 9/ FY 2012 reflects the \$116B appropriated in the FY 2012 Consolidated Appropriations Act (PL 112-74) and does not reflect the \$0.6B of rescissions enacted in PL 112-74 that were applied to the Department's FY 2010 OCO programs; however, FY 2012 reflects \$1.7B of rescissions enacted in PL 113-6 (see note 10) and \$0.5B of FY 2013 sequestered amount
- 10/ FY 2013 reflects the Consolidated and Further Continuing Appropriations Act (PL 113-6) and does not reflect the \$0.1B, \$0.2B, and \$1.7B of rescissions enacted in PL 113-6 that were applied to the Department's FYs 2009, 2011, and 2012 OCO programs, respectively; however, FY 2013 reflects \$5.5B of FY 2013 sequestered amount
- 11/ FY 2014 reflects the Consolidated Appropriations Act (PL 113-76) and does not reflect the \$0.1B of rescissions enacted in PL 113-76 that were applied to the Department's FYs 2009 (\$0.05B) and 2013 (\$0.09B) in OCO programs, respectively
- 12/ FY 2015 reflects the Consolidated and Further Continuing Appropriations Act (PL 113-235) and does not reflect the \$1.2B of rescissions enacted in PL 113-235 that were applied to the Department's FYs 2014 (\$1.2B) and FY 2013 (\$0.007B) in OCO programs, respectively. Excludes Ebola emergency supplemental funds received in Title X for \$112 million
- 13/ FY 2016 reflects the Consolidated Appropriations Act, 2016 (PL 114-113) and does not reflect the \$0.4 of recessions enacted in PL 114-113 that were applied to FY 2015 Afghanistan Security Forces Fund
- 14/ FY 2017 reflects the Continuing Appropriations and the Military Construction, Veterans Affairs, and Related Agencies Appropriations Act, 2017 (Public Law (P.L.) 114-223) September 29, 2016 (\$172 million), the Further Continuing and Security Assistance Appropriations Act, 2017 (P.L. 114-254), December 10, 2016, (\$5.8 billion), and the Consolidated Appropriations Act of 2017 (P.L. 115-31) May 5, 2017, \$76.8 billion - Title IX (\$62,676.324 million (excluding \$854.324 million of rescissions) and Title X (\$14,752.267 million).
- 15/ FY 2018 reflects the Consolidated Appropriations Act of 2018 (P.L. 115-141), March 23, 2018, \$65.9 billion – Title IX

Funding Appropriated through War-related Requests FY 2001 – FY 2018 (\$1,566B)

Excludes Non-DoD Classified and Non-War Costs (\$204B)

(Dollars in Billions)



- 1/ FY 2001 includes \$3.5B of funds appropriated in the FY 2002 Supplemental (PL 107-117) as that is the year where the obligations were incurred. Authorization for the obligation of these funds was provided in the FY 2001 Supplemental (PL 107-38), which provided \$40B to OMB's Emergency Response Program for response to the 9/11 terrorist attacks on the United States
- 2/ FY 2003 reflects a rescission of \$3.5B of Iraq Freedom Funds enacted in the FY 2004 DoD Appropriations Act (PL 108-87)
- 3/ FY 2005 reflects \$25B appropriated in FY 2004 for FY 2005 war-related costs (Title IX Bridge) (PL 108-287); reflects \$3B appropriated in PLs 108-324, 109-61, and 109-62 for Hurricane Disaster Relief
- 4/ FY 2007 includes \$3B appropriated in GWOT Emergency Supplemental (PL 110-28) for BRAC
- 5/ FY 2008 includes \$16.8B appropriated for the Mine Resistant Ambush Protected Transfer Fund (PL 110-92 (\$5.2B)) and (PL 110-116 (\$11.6B)); also includes \$0.143B rescission enacted in the FY 2009 Supplemental but applicable to the FY 2008 OCO; does not reflect the \$3B rescission in PL 110-252 section 8003 applied to baseline programs
- 6/ FY 2009 does not reflect \$4.5B of rescissions enacted in the FY 2009 Supplemental that were applied to the Department's baseline programs; however, FY 2009 reflects \$0.1B of rescissions enacted in PL 113-6 (see note 10)
- 7/ FY 2010 reflects \$0.5B of rescissions enacted in the FY 2010 Supplemental, Education, Jobs, & Medicaid Assistance (PL 111-226), that were applied to the Department's FY 2010 OCO amounts; also, FY 2010 reflects \$0.6B of rescissions enacted in PL 112-74 (see note 9)
- 8/ FY 2011 reflects the FY 2011 Department of Defense and Full Year Continuing Appropriations Act (PL 112-10); also, FY 2011 reflects \$0.2B of rescissions enacted in PL 113-6 (see note 10) and \$0.1B of FY 2013 sequestered amount
- 9/ FY 2012 reflects the \$116B appropriated in the FY 2012 Consolidated Appropriations Act (PL 112-74) and does not reflect the \$0.6B of rescissions enacted in PL 112-74 that were applied to the Department's FY 2010 OCO programs; however, FY 2012 reflects \$1.7B of rescissions enacted in PL 113-6 (see note 10) and \$0.5B of FY 2013 sequestered amount
- 10/ FY 2013 reflects the Consolidated and Further Continuing Appropriations Act (PL 113-6) and does not reflect the \$0.1B, \$0.2B, and \$1.7B of rescissions enacted in PL 113-6 that were applied to the Department's FYs 2009, 2011, and 2012 OCO programs, respectively; however, FY 2013 reflects \$5.5B of FY 2013 sequestered amount
- 11/ FY 2014 reflects the Consolidated Appropriations Act (PL 113-76) and does not reflect the \$0.1B of rescissions enacted in PL 113-76 that were applied to the Department's FYs 2009 (\$0.05B) and 2013 (\$0.09B) in OCO programs, respectively
- 12/ FY 2015 reflects the Consolidated and Further Continuing Appropriations Act (PL 113-235) and does not reflect the \$1.2B of rescissions enacted in PL 113-235 that were applied to the Department's FYs 2014 (\$1.2B) and FY 2013 (\$0.007B) in OCO programs, respectively. Excludes Ebola emergency supplemental funds received in Title X for \$112 million
- 13/ FY 2016 reflects the Consolidated Appropriations Act, 2016 (PL 114-113) and does not reflect the \$0.4 of recessions enacted in PL 114-113 that were applied to FY 2015 Afghanistan Security Forces Fund
- 14/ FY 2017 reflects the Continuing Appropriations and the Military Construction, Veterans Affairs, and Related Agencies Appropriations Act, 2017 (Public Law (P.L.) 114-223) September 29, 2016 (\$172 million), the Further Continuing and Security Assistance Appropriations Act, 2017 (P.L. 114-254), December 10, 2016, (\$5.8 billion), and the Consolidated Appropriations Act of 2017 (P.L. 115-31) May 5, 2017, \$76.8 billion - Title IX and Title X less the European Reassurance Initiative, Classified Activities, and other non War appropriated amounts..
- 15/ FY 2018 reflects the Consolidated Appropriations Act of 2018 (P.L. 115-141), March 23, 2018, \$65.9 billion - Title IX

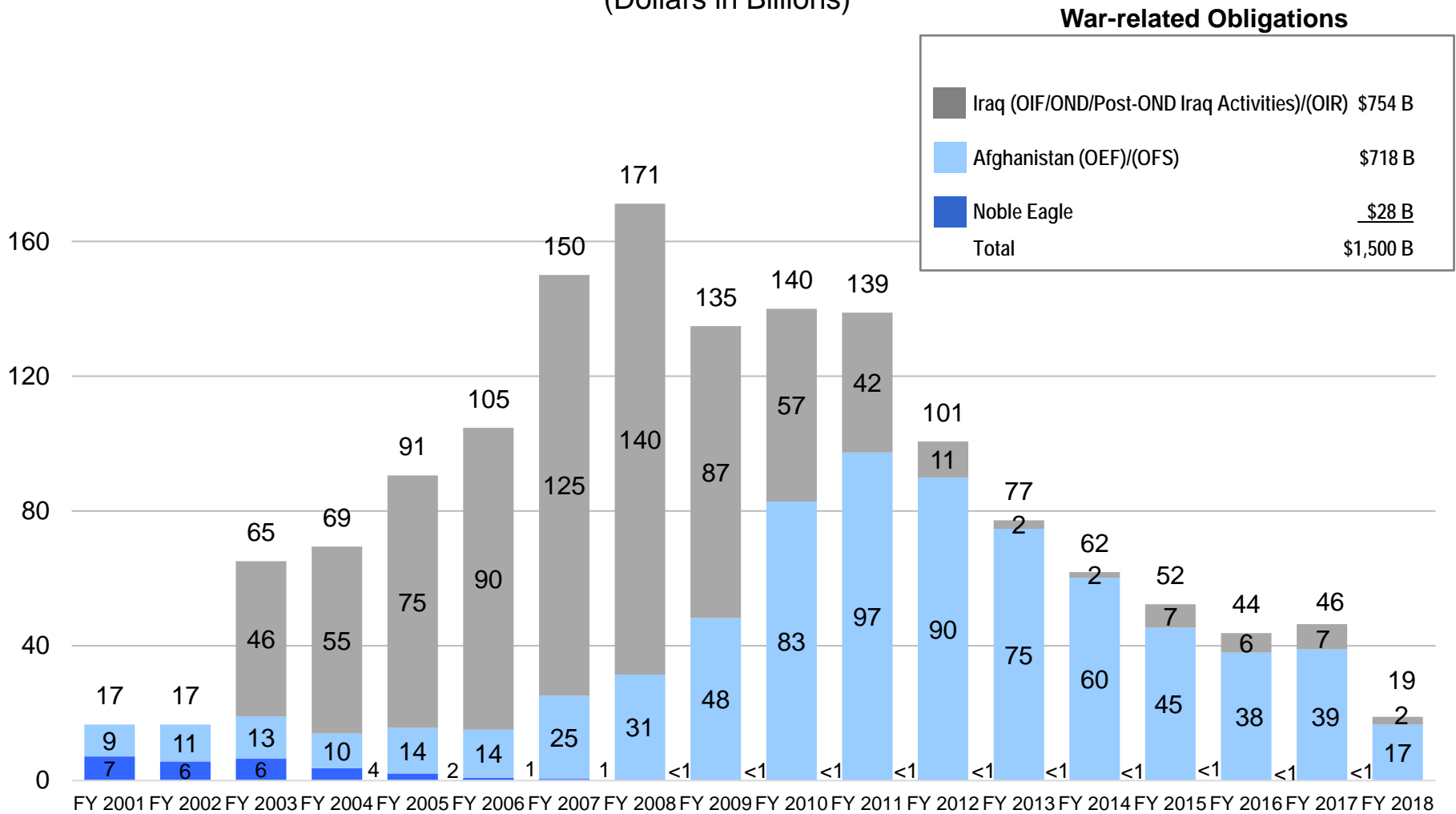
Note: Includes funding for OIF/OND/OIR, OEF/OFS, and ONE. Beginning in FY 2005, ONE is funded in the DoD baseline.
Source: Department of Defense Appropriations Acts Data as of March 31, 2018

Totals may not add due to rounding

Department of Defense Cost of War

Total War-related Obligations by Year Appropriated

(Dollars in Billions)

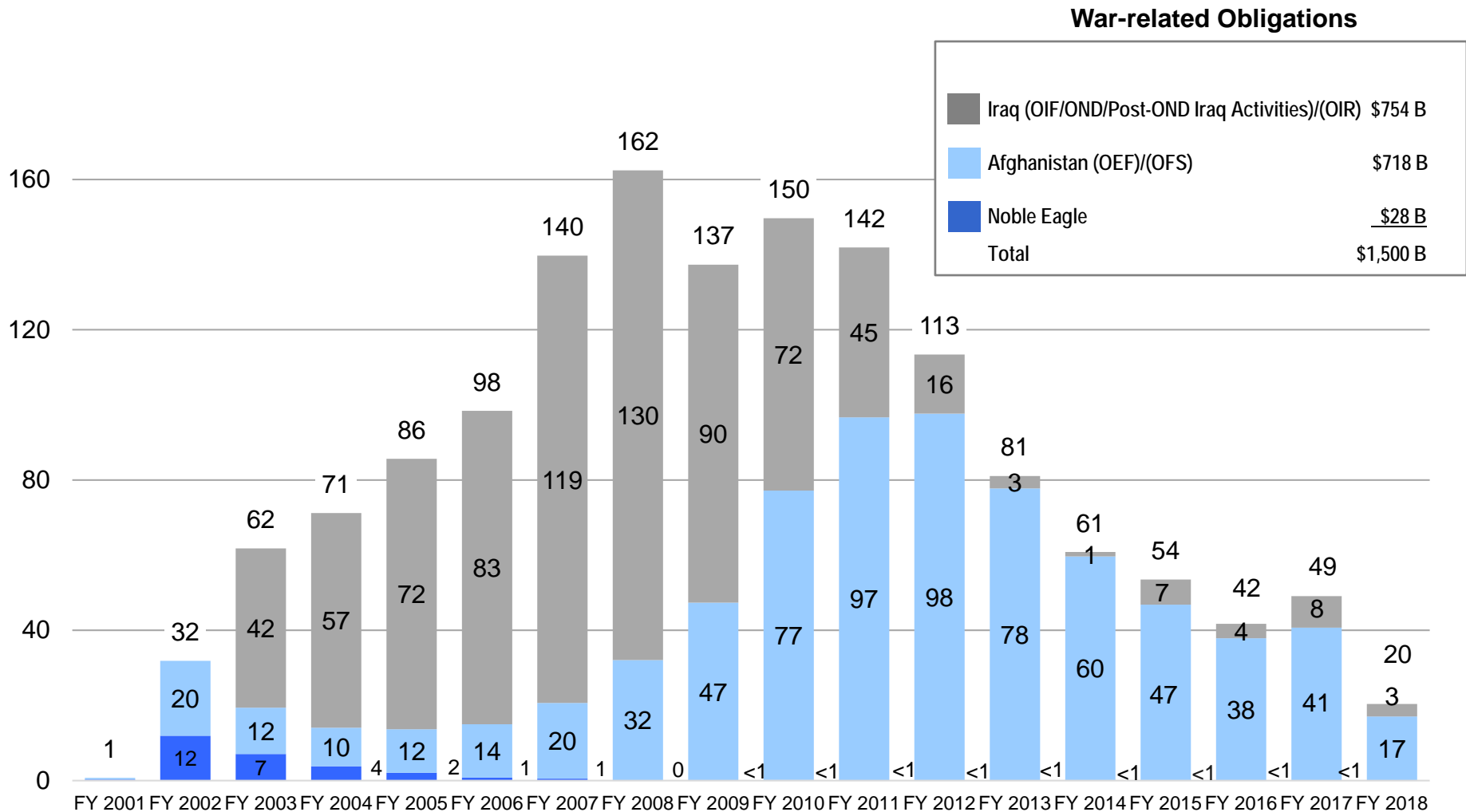


Note: Obligation data shown against year funds obligated. Does not include non-DoD classified programs.
 Source: Defense Finance and Accounting Service, Cost of War Monthly Report
 Data as of March 31, 2018

Totals may not add due to rounding

Department of Defense Cost of War

Total War-related Obligations by Year Incurred



Note: Obligation data shown against year funds obligated. Does not include non-DoD classified programs.
 Source: Defense Finance and Accounting Service, Cost of War Monthly Report
 Data as of March 31, 2018

Totals may not add due to rounding

DEPARTMENT OF DEFENSE (DoD)
ESTIMATE OF COST OF WAR REPORT

As of March 31, 2018

Cost Estimate for Report

The cost to the Department of Defense to prepare and assemble this report is approximately \$209,000 for FY 2018.

Reference ID: 2-EAD8E1C

**Cost of War Report
March 31, 2018**

Table of Contents

<u>Title of Report</u>	<u>Page</u>
Summary Cost of War Obligations by Component, Appropriation and Operation	1
Military Personnel Subsidiary Report	
Fiscal Years 2007 – 2018 All Appropriations (Cost Breakdown Structure)	9
Fiscal Year 2018 All Appropriations (Cost Breakdown Structure)	13
Operation and Maintenance Subsidiary Report	
Fiscal Years 2007- 2018 All Appropriations (Cost Breakdown Structure)	19
Fiscal Year 2018 All Appropriations (Cost Breakdown Structure)	31
FY 2018 Cost of War for FY 2018 Appropriations	42
FY 2018 Cost of War for FY 2017 Appropriations	45
FY 2018 Cost of War for FY 2016 Appropriations	49

**Summary Cost of War Obligations by Component, Appropriation and
Operation**

COST OF WAR
Summary Obligations by Component, Appropriation and Operation
Fiscal Year 2007 - 2018
(Amounts in Thousands)
As of March 31, 2018

Appropriation	Operation New Dawn (OND) / Post-OND Iraq Activities		Operation Enduring Freedom		Operation Freedom's Sentinel		Operation Noble Eagle		Operation Inherent Resolve		Summary	
	Obligations March 2018	Obligations Year To Date	Obligations March 2018	Obligations Year To Date	Obligations March 2018	Obligations Year To Date	Obligations March 2018	Obligations Year To Date	Obligations March 2018	Obligations Year To Date	Obligations March 2018	Obligations Year To Date
DoD Total	32,939	9,463	-104,930	-588,328	3,842,545	17,584,636	7,667	52,056	770,188	3,343,731	4,548,409	20,401,558
Military Personnel	0	0	-46	-21	305,158	1,786,283	3,763	20,912	36,403	203,677	345,278	2,010,851
Operation and Maintenance	-1,500	-2,253	-5,848	-409,545	2,908,743	13,185,748	3,904	32,528	479,881	2,059,187	3,385,180	14,865,665
Afghanistan Security Forces Fund	0	0	69	-128,145	284,958	1,570,968	0	0	0	0	285,027	1,442,823
Afghanistan Infrastructure Fund	0	0	0	408	0	0	0	0	0	0	0	408
Iraq Train and Equip Fund	0	0	0	0	0	0	0	0	-24,604	-51	-24,604	-51
Counter-ISIL Train and Equip Fund	0	0	0	0	0	0	0	0	102,699	532,177	102,699	532,177
Procurement	28,090	5,418	-94,753	-48,988	332,038	864,299	0	0	157,869	473,977	423,244	1,294,706
Joint Improvised Explosive Device Defeat Fund	0	-51	31	-1,321	1,795	86,439	0	0	0	0	1,826	85,067
Research, Development, Test and Evaluation	0	0	-298	-674	12,324	62,823	0	0	17,940	74,764	29,966	136,913
Revolving and Management Funds	6,349	6,349	-4,146	-344	-3,034	26,978	0	-1,384	0	0	-831	31,599
Military Construction	0	0	61	302	563	1,098	0	0	0	0	624	1,400
Army Total	27,357	-47	-27,125	-119,902	1,805,490	8,382,111	4,232	36,820	344,733	1,641,417	2,154,687	9,940,399
Military Personnel	0	0	-46	-21	206,138	1,169,705	2,670	15,000	22,207	112,587	230,969	1,297,271
Operation and Maintenance	-733	-520	-4,965	-6,724	1,005,284	5,187,676	1,562	21,820	231,747	924,093	1,232,895	6,126,345
Afghanistan Security Forces Fund	0	0	69	-128,145	284,958	1,570,968	0	0	0	0	285,027	1,442,823
Afghanistan Infrastructure Fund	0	0	0	408	0	0	0	0	0	0	0	408
Iraq Train and Equip Fund	0	0	0	0	0	0	0	0	-24,604	-51	-24,604	-51
Counter-ISIL Train and Equip Fund	0	0	0	0	0	0	0	0	102,699	532,177	102,699	532,177
Procurement	28,090	524	-22,219	15,434	295,544	394,673	0	0	1,550	30,340	302,965	440,971
Joint Improvised Explosive Device Defeat Fund	0	-51	31	-1,321	1,429	-3,725	0	0	0	0	1,460	-5,097
Research, Development, Test and Evaluation	0	0	2	2	11,574	62,073	0	0	11,134	42,271	22,710	104,346
Military Construction	0	0	3	465	563	741	0	0	0	0	566	1,206
Navy/Marine Corps Total	60	4,692	-11,043	-20,397	979,575	3,506,007	0	0	39,971	308,422	1,008,563	3,798,724
Navy Total	0	4,899	19	-6,035	917,667	3,020,759	0	0	36,822	263,605	954,508	3,283,228
Military Personnel	0	0	0	0	26,677	180,609	0	0	2,351	13,781	29,028	194,390
Operation and Maintenance	0	0	0	0	859,159	2,786,191	0	0	27,590	150,398	886,749	2,936,589
Procurement	0	4,899	-39	-5,872	31,161	52,932	0	0	1,098	81,710	32,220	133,669
Research, Development, Test and Evaluation	0	0	0	0	670	670	0	0	5,783	17,716	6,453	18,386
Military Construction	0	0	58	-163	0	357	0	0	0	0	58	194
Marine Corps Total	60	-207	-11,062	-14,362	61,908	485,248	0	0	3,149	44,817	54,055	515,496
Military Personnel	0	0	0	0	11,897	55,307	0	0	0	1,988	11,897	57,295
Operation and Maintenance	60	-202	-956	-3,317	44,669	413,978	0	0	2,250	41,930	46,023	452,389
Procurement	0	-5	-10,106	-11,045	5,342	15,963	0	0	899	899	-3,865	5,812
Air Force Total	-827	-1,531	-68,565	-417,660	729,237	3,831,285	3,435	16,620	350,850	1,225,493	1,014,130	4,654,207
Military Personnel	0	0	0	0	60,446	380,662	1,093	5,912	11,845	75,321	73,384	461,895
Operation and Maintenance	-827	-1,531	-5,876	-369,479	707,330	3,348,156	2,342	10,708	183,951	774,662	886,920	3,762,516
Procurement	0	0	-62,389	-47,505	-38,539	102,467	0	0	154,031	360,733	53,103	415,695
Research, Development, Test and Evaluation	0	0	-300	-676	0	0	0	0	1,023	14,777	723	14,101
Defense Agencies Total	6,349	6,349	1,803	-30,369	328,243	1,865,233	0	-1,384	34,634	168,399	371,029	2,008,228
Operation and Maintenance	0	0	5,949	-30,025	292,301	1,449,747	0	0	34,343	168,104	332,593	1,587,826
Procurement	0	0	0	0	38,530	298,264	0	0	291	295	38,821	298,559

COST OF WAR
Summary Obligations by Component, Appropriation and Operation
Fiscal Year 2007 - 2018
(Amounts in Thousands)
As of March 31, 2018

Appropriation	Operation New Dawn (OND) / Post-OND Iraq Activities		Operation Enduring Freedom		Operation Freedom's Sentinel		Operation Noble Eagle		Operation Inherent Resolve		Summary	
	Obligations March 2018	Obligations Year To Date	Obligations March 2018	Obligations Year To Date	Obligations March 2018	Obligations Year To Date	Obligations March 2018	Obligations Year To Date	Obligations March 2018	Obligations Year To Date	Obligations March 2018	Obligations Year To Date
Joint Improvised Explosive Device Defeat Fund	0	0	0	0	366	90,164	0	0	0	0	366	90,164
Research, Development, Test and Evaluation	0	0	0	0	80	80	0	0	0	0	80	80
Revolving and Management Funds	6,349	6,349	-4,146	-344	-3,034	26,978	0	-1,384	0	0	-831	31,599

COST OF WAR
Obligations by Component, Appropriation and Operation
Fiscal Year 2007 - 2018
(Amounts in Thousands)
As of March 31, 2018

Appropriation	Operation New Dawn (OND) / Post-OND Iraq Activities		Operation Enduring Freedom		Operation Freedom's Sentinel		Operation Noble Eagle		Operation Inherent Resolve		Summary	
	Obligations March 2018	Obligations Year to Date	Obligations March 2018	Obligations Year to Date	Obligations March 2018	Obligations Year to Date	Obligations March 2018	Obligations Year to Date	Obligations March 2018	Obligations Year to Date	Obligations March 2018	Obligations Year to Date
DoD Total	32,939	9,463	-104,930	-588,328	3,842,545	17,584,636	7,667	52,056	770,188	3,343,731	4,548,409	20,401,558
Army Total	27,357	-47	-27,125	-119,902	1,805,490	8,382,111	4,232	36,820	344,733	1,641,417	2,154,687	9,940,390
Army Active	27,357	-47	-27,079	-119,803	1,770,525	8,251,993	4,232	36,820	344,733	1,641,417	2,119,768	9,810,380
21 2018/2018 2010 Military Personnel, Army	0	0	0	0	185,945	1,093,753	2,670	15,000	22,207	112,587	210,822	1,221,340
21 2013/2013 2020 Operation and Maintenance, Army	0	0	-4,955	-4,662	0	0	0	0	0	0	-4,955	-4,662
21 2014/2014 2020 Operation and Maintenance, Army	0	0	-10	-1,984	0	0	0	0	0	0	-10	-1,984
21 2015/2015 2020 Operation and Maintenance, Army	-636	-636	0	0	1,181	728	0	0	0	0	545	92
21 2016/2016 2020 Operation and Maintenance, Army	-97	116	0	0	-5,085	-5,176	0	0	0	1	-5,182	-5,059
21 2017/2017 2020 Operation and Maintenance, Army	0	0	0	0	292	1,104	0	0	200	542	492	1,646
21 2018/2018 2020 Operation and Maintenance, Army	0	0	0	0	994,124	5,136,854	1,562	21,820	231,547	923,550	1,227,233	6,082,224
21 2011/2013 2031 Aircraft Procurement, Army	-253	-316	-2,281	-2,850	0	0	0	0	0	0	-2,534	-3,166
21 2012/2014 2031 Aircraft Procurement, Army	0	0	0	-386	0	0	0	0	0	0	0	-386
21 2013/2015 2031 Aircraft Procurement, Army	0	0	6,612	-58	0	0	0	0	0	0	6,612	-58
21 2014/2016 2031 Aircraft Procurement, Army	0	0	204	0	0	0	0	0	0	0	204	0
21 2015/2017 2031 Aircraft Procurement, Army	0	0	0	0	0	327	0	0	0	0	0	327
21 2016/2018 2031 Aircraft Procurement, Army	0	0	0	0	-2,518	-1,808	0	0	0	0	-2,518	-1,808
21 2017/2019 2031 Aircraft Procurement, Army	0	0	0	0	7,900	94,724	0	0	0	0	7,900	94,724
21 2018/2020 2031 Aircraft Procurement, Army	0	0	0	0	187	37,196	0	0	816	8,899	1,003	46,095
21 2011/2013 2032 Missile Procurement, Army	-4	-5	-44	-44	0	0	0	0	0	0	-48	-49
21 2012/2014 2032 Missile Procurement, Army	0	0	0	-1	0	0	0	0	0	0	0	-1
21 2013/2015 2032 Missile Procurement, Army	0	0	0	-2	0	0	0	0	0	0	0	-2
21 2014/2016 2032 Missile Procurement, Army	0	0	-6	-9	0	0	0	0	0	0	-6	-9
21 2015/2017 2032 Missile Procurement, Army	0	0	0	0	0	0	0	0	0	-5	0	-5
21 2016/2018 2032 Missile Procurement, Army	0	0	0	0	0	0	0	0	0	838	0	838
21 2017/2019 2032 Missile Procurement, Army	0	0	0	0	1,628	-61,024	0	0	0	0	1,628	-61,024
21 2018/2020 2032 Missile Procurement, Army	0	0	0	0	50	83	0	0	0	0	50	83
21 2011/2013 2033 Procurement of Weapons & Tracked Vehicles	-35	-36	-309	-320	0	0	0	0	0	0	-344	-356
21 2016/2018 2033 Procurement of Weapons & Tracked Vehicles	0	0	0	0	2,074	13,131	0	0	0	0	2,074	13,131
21 2017/2019 2033 Procurement of Weapons & Tracked Vehicles	0	0	0	0	0	304	0	0	0	0	0	304
21 2011/2013 2034 Procurement of Ammunition, Army	-310	18	-2,785	167	0	0	0	0	0	0	-3,095	185
21 2012/2014 2034 Procurement of Ammunition, Army	0	0	12	-2	0	0	0	0	0	0	12	-2
21 2013/2015 2034 Procurement of Ammunition, Army	0	0	-4	-4	0	0	0	0	0	0	-4	-4
21 2014/2016 2034 Procurement of Ammunition, Army	0	0	0	-5	0	0	0	0	0	0	0	-5
21 2015/2017 2034 Procurement of Ammunition, Army	0	0	0	0	-1	-2	0	0	0	0	-1	-2
21 2016/2018 2034 Procurement of Ammunition, Army	0	0	0	0	2,633	23,443	0	0	0	0	2,633	23,443
21 2017/2019 2034 Procurement of Ammunition, Army	0	0	0	0	2,659	8,122	0	0	0	0	2,659	8,122
21 2018/2020 2034 Procurement of Ammunition, Army	0	0	0	0	2,111	12,497	0	0	0	4,072	2,111	16,569
21 2011/2013 2035 Other Procurement, Army	28,692	863	-28,690	7,771	0	0	0	0	0	0	2	8,634
21 2012/2014 2035 Other Procurement, Army	0	0	-128	-129	0	0	0	0	0	0	-128	-129
21 2013/2015 2035 Other Procurement, Army	0	0	4	7,556	0	0	0	0	0	0	4	7,556
21 2014/2016 2035 Other Procurement, Army	0	0	5,196	3,750	0	0	0	0	0	0	5,196	3,750
21 2015/2017 2035 Other Procurement, Army	0	0	0	0	2,699	6,016	0	0	0	0	2,699	6,016
21 2016/2018 2035 Other Procurement, Army	0	0	0	0	85,654	9,655	0	0	22	0	85,676	9,655
21 2017/2019 2035 Other Procurement, Army	0	0	0	0	123,633	161,041	0	0	712	5,103	124,345	166,144
21 2018/2020 2035 Other Procurement, Army	0	0	0	0	66,835	90,968	0	0	0	11,433	66,835	102,401
21 2012/2013 2040 Research, Development, Test, and Eval, Army	0	0	2	2	0	0	0	0	0	0	2	2
21 2015/2016 2040 Research, Development, Test, and Eval, Army	0	0	0	0	-890	-910	0	0	0	0	-890	-910
21 2017/2018 2040 Research, Development, Test, and Eval, Army	0	0	0	0	928	42,586	0	0	11,134	42,271	12,062	84,857
21 2018/2019 2040 Research, Development, Test, and Eval, Army	0	0	0	0	11,536	20,397	0	0	0	0	11,536	20,397
21 2011/2013 2050 Military Construction, Army	0	0	3	465	0	0	0	0	0	0	3	465
21 2017/2021 2050 Military Construction, Army	0	0	0	0	563	741	0	0	0	0	563	741
21 2012/2013 2091 Afghanistan Security Forces Fund, Army	0	0	71	-6,681	0	0	0	0	0	0	71	-6,681
21 2013/2014 2091 Afghanistan Security Forces Fund, Army	0	0	-2	-121,124	0	0	0	0	0	0	-2	-121,124
21 2014/2015 2091 Afghanistan Security Forces Fund, Army	0	0	0	-340	0	-51,945	0	0	0	0	0	-52,285

COST OF WAR
Obligations by Component, Appropriation and Operation
Fiscal Year 2007 - 2018
(Amounts in Thousands)
As of March 31, 2018

	Operation New Dawn (OND) / Post-OND Iraq Activities		Operation Enduring Freedom		Operation Freedom's Sentinel		Operation Noble Eagle		Operation Inherent Resolve		Summary	
	Obligations March 2018	Obligations Year to Date	Obligations March 2018	Obligations Year to Date	Obligations March 2018	Obligations Year to Date	Obligations March 2018	Obligations Year to Date	Obligations March 2018	Obligations Year to Date	Obligations March 2018	Obligations Year to Date
Appropriation												
21 2015/2016 2091 Afghanistan Security Forces Fund, Army	0	0	0	0	-1	-72,130	0	0	0	0	-1	-72,130
21 2016/2017 2091 Afghanistan Security Forces Fund, Army	0	0	0	0	-16	-4,234	0	0	0	0	-16	-4,234
21 2017/2018 2091 Afghanistan Security Forces Fund, Army	0	0	0	0	80,903	621,648	0	0	0	0	80,903	621,648
21 2018/2019 2091 Afghanistan Security Forces Fund, Army	0	0	0	0	204,072	1,077,629	0	0	0	0	204,072	1,077,629
21 2011/2013 2093 Joint Improvised Explosive Device Defeat Fund	0	-51	0	-51	0	0	0	0	0	0	0	-102
21 2012/2014 2093 Joint Improvised Explosive Device Defeat Fund	0	0	-54	-501	0	0	0	0	0	0	-54	-501
21 2013/2015 2093 Joint Improvised Explosive Device Defeat Fund	0	0	85	-475	0	0	0	0	0	0	85	-475
21 2014/2016 2093 Joint Improvised Explosive Device Defeat Fund	0	0	0	-294	0	0	0	0	0	0	0	-294
21 2015/2017 2093 Joint Improvised Explosive Device Defeat Fund	0	0	0	0	-269	-363	0	0	0	0	-269	-363
21 2016/2018 2093 Joint Improvised Explosive Device Defeat Fund	0	0	0	0	1,698	-3,325	0	0	0	0	1,698	-3,325
21 2017/2019 2093 Joint Improvised Explosive Device Defeat Fund	0	0	0	0	0	-37	0	0	0	0	0	-37
21 2012/2013 2096 Afghanistan Infrastructure Fund, Army	0	0	0	76	0	0	0	0	0	0	0	76
21 2013/2014 2096 Afghanistan Infrastructure Fund, Army	0	0	0	-21	0	0	0	0	0	0	0	-21
21 2014/2015 2096 Afghanistan Infrastructure Fund, Army	0	0	0	353	0	0	0	0	0	0	0	353
21 2015/2016 2097 Iraq Train and Equip Fund	0	0	0	0	0	0	0	0	-42	-790	-42	-790
21 2016/2017 2097 Iraq Train and Equip Fund	0	0	0	0	0	0	0	0	-30	-59	-30	-59
21 2017/2018 2097 Iraq Train and Equip Fund	0	0	0	0	0	0	0	0	-24,532	798	-24,532	798
21 2017/2018 2099 Counter-ISIL Train and Equip Fund	0	0	0	0	0	0	0	0	95,916	520,554	95,916	520,554
21 2018/2019 2099 Counter-ISIL Train and Equip Fund	0	0	0	0	0	0	0	0	6,783	11,623	6,783	11,623
Army Reserve	0	0	-1	26	5,304	24,149	0	0	0	0	5,303	24,175
21 2013/2013 2070 Reserve Personnel, Army	0	0	0	28	0	0	0	0	0	0	0	28
21 2014/2014 2070 Reserve Personnel, Army	0	0	-1	-2	0	0	0	0	0	0	-1	-2
21 2015/2015 2070 Reserve Personnel, Army	0	0	0	0	0	-2	0	0	0	0	0	-2
21 2016/2016 2070 Reserve Personnel, Army	0	0	0	0	0	13	0	0	0	0	0	13
21 2017/2017 2070 Reserve Personnel, Army	0	0	0	0	2	-282	0	0	0	0	2	-282
21 2018/2018 2070 Reserve Personnel, Army	0	0	0	0	2,487	13,388	0	0	0	0	2,487	13,388
21 2018/2018 2080 Operation and Maintenance, Army Reserve	0	0	0	0	2,815	11,032	0	0	0	0	2,815	11,032
Army National Guard	0	0	-45	-125	29,661	105,969	0	0	0	0	29,616	105,844
21 2013/2013 2060 National Guard Personnel, Army	0	0	-45	-46	0	0	0	0	0	0	-45	-46
21 2014/2014 2060 National Guard Personnel, Army	0	0	0	-1	0	0	0	0	0	0	0	-1
21 2015/2015 2060 National Guard Personnel, Army	0	0	0	0	-1,000	-1,008	0	0	0	0	-1,000	-1,008
21 2016/2016 2060 National Guard Personnel, Army	0	0	0	0	13	7	0	0	0	0	13	7
21 2017/2017 2060 National Guard Personnel, Army	0	0	0	0	-238	-10,623	0	0	0	0	-238	-10,623
21 2018/2018 2060 National Guard Personnel, Army	0	0	0	0	18,929	74,459	0	0	0	0	18,929	74,459
21 2013/2013 2065 Operation and Maintenance, Army Natl Guard	0	0	0	-78	0	0	0	0	0	0	0	-78
21 2018/2018 2065 Operation and Maintenance, Army Natl Guard	0	0	0	0	11,957	43,134	0	0	0	0	11,957	43,134
Navy/Marine Corps Total	60	4,692	-11,043	-20,397	979,575	3,506,007	0	0	39,971	308,422	1,008,563	3,798,724
Navy Total	0	4,899	19	-6,035	917,667	3,020,759	0	0	36,822	263,605	954,508	3,283,228
Navy Active	0	4,899	19	-6,035	913,657	2,999,434	0	0	36,822	263,573	950,498	3,261,871
17 2018/2018 1453 Military Personnel, Navy	0	0	0	0	25,342	173,713	0	0	2,351	13,749	27,693	187,462
17 2018/2018 1804 Operation and Maintenance, Navy	0	0	0	0	856,484	2,771,762	0	0	27,590	150,398	884,074	2,922,160
17 2011/2013 1506 Aircraft Procurement, Navy	0	0	1	1	0	-82	0	0	0	0	1	-81
17 2013/2015 1506 Aircraft Procurement, Navy	0	0	0	0	0	-343	0	0	0	0	0	-343
17 2014/2016 1506 Aircraft Procurement, Navy	0	0	0	-7	0	0	0	0	0	0	0	-7
17 2015/2017 1506 Aircraft Procurement, Navy	0	0	-2	3	0	-18	0	0	0	0	-2	-15
17 2016/2018 1506 Aircraft Procurement, Navy	0	0	0	0	0	397	0	0	0	-47	0	350
17 2017/2019 1506 Aircraft Procurement, Navy	0	0	0	0	8,973	265	0	0	0	14,574	8,973	14,839
17 2018/2020 1506 Aircraft Procurement, Navy	0	0	0	0	18,532	21,808	0	0	798	860	19,330	22,668
17 2017/2019 1507 Weapons Procurement, Navy	0	0	0	0	0	694	0	0	0	0	0	694
17 2018/2020 1507 Weapons Procurement, Navy	0	0	0	0	0	0	0	0	0	4,588	0	4,588
17 2012/2014 1508 Procurement of Ammunition, Navy and USMC	0	0	-4	-603	0	0	0	0	0	0	-4	-603
17 2014/2016 1508 Procurement of Ammunition, Navy and USMC	0	0	0	0	0	7	0	0	0	0	0	7
17 2015/2017 1508 Procurement of Ammunition, Navy and USMC	0	0	0	-4	0	0	0	0	0	0	0	-4

COST OF WAR
Obligations by Component, Appropriation and Operation
Fiscal Year 2007 - 2018
(Amounts in Thousands)
As of March 31, 2018

	Operation New Dawn (OND) / Post-OND Iraq Activities		Operation Enduring Freedom		Operation Freedom's Sentinel		Operation Noble Eagle		Operation Inherent Resolve		Summary	
	Obligations March 2018	Obligations Year to Date	Obligations March 2018	Obligations Year to Date	Obligations March 2018	Obligations Year to Date	Obligations March 2018	Obligations Year to Date	Obligations March 2018	Obligations Year to Date	Obligations March 2018	Obligations Year to Date
Appropriation												
17 2016/2018 1508 Procurement of Ammunition, Navy and USMC	0	0	0	0	-6	309	0	0	0	49,046	-6	49,355
17 2017/2019 1508 Procurement of Ammunition, Navy and USMC	0	0	0	0	0	267	0	0	0	4,412	0	4,679
17 2018/2020 1508 Procurement of Ammunition, Navy and USMC	0	0	0	0	909	909	0	0	300	6,582	1,209	7,491
17 2011/2013 1810 Other Procurement, Navy	0	0	0	-50	247	247	0	0	0	0	247	197
17 2012/2014 1810 Other Procurement, Navy	0	4,899	-34	-5,207	0	0	0	0	0	0	-34	-308
17 2015/2017 1810 Other Procurement, Navy	0	0	0	-5	0	0	0	0	0	0	0	-5
17 2017/2019 1810 Other Procurement, Navy	0	0	0	0	2,506	15,478	0	0	0	1,695	2,506	17,173
17 2018/2020 1810 Other Procurement, Navy	0	0	0	0	0	12,994	0	0	0	0	0	12,994
17 2015/2016 1319 Research, Development, Test, and Eval, Navy	0	0	0	0	0	0	0	0	-8	-8	-8	-8
17 2017/2018 1319 Research, Development, Test, and Eval, Navy	0	0	0	0	0	0	0	0	128	11,655	128	11,655
17 2018/2019 1319 Research, Development, Test, and Eval, Navy	0	0	0	0	670	670	0	0	5,663	6,069	6,333	6,739
17 2013/2013 1205 Military Construction, Navy and Marine Corps	0	0	58	-163	0	357	0	0	0	0	58	194
Navy Reserve	0	0	0	0	4,010	21,325	0	0	0	32	4,010	21,357
17 2018/2018 1405 Reserve Personnel, Navy	0	0	0	0	1,335	6,896	0	0	0	32	1,335	6,928
17 2018/2018 1806 Operation and Maintenance, Navy Reserve	0	0	0	0	2,675	14,429	0	0	0	0	2,675	14,429
Marine Corps Total	60	-207	-11,062	-14,362	61,908	485,248	0	0	3,149	44,817	54,055	515,496
Marine Corps Active	60	-207	-11,062	-14,339	61,589	481,619	0	0	3,149	44,817	53,736	511,890
17 2018/2020 1508 Procurement of Ammunition, Navy and USMC	0	0	0	0	0	0	0	0	899	899	899	899
17 2018/2018 1105 Military Personnel, Marine Corps	0	0	0	0	11,586	53,356	0	0	0	1,988	11,586	55,344
17 2013/2013 1106 Operation and Maintenance, Marine Corps	0	0	-899	-2,303	0	0	0	0	0	0	-899	-2,303
17 2014/2014 1106 Operation and Maintenance, Marine Corps	0	0	-57	-991	0	0	0	0	0	0	-57	-991
17 2015/2015 1106 Operation and Maintenance, Marine Corps	0	-262	0	0	-128	-1,358	0	0	0	0	-128	-1,620
17 2016/2016 1106 Operation and Maintenance, Marine Corps	60	60	0	0	62	-168	0	0	0	0	122	-108
17 2017/2017 1106 Operation and Maintenance, Marine Corps	0	0	0	0	-933	-3,502	0	0	331	595	-602	-2,907
17 2018/2018 1106 Operation and Maintenance, Marine Corps	0	0	0	0	45,660	417,328	0	0	1,919	41,335	47,579	458,663
17 2011/2013 1109 Procurement, Marine Corps	0	-5	-6	-314	0	0	0	0	0	0	-6	-319
17 2012/2014 1109 Procurement, Marine Corps	0	0	-5,026	-5,559	0	0	0	0	0	0	-5,026	-5,559
17 2013/2015 1109 Procurement, Marine Corps	0	0	-5,063	-5,140	0	0	0	0	0	0	-5,063	-5,140
17 2014/2016 1109 Procurement, Marine Corps	0	0	-11	-32	0	0	0	0	0	0	-11	-32
17 2015/2017 1109 Procurement, Marine Corps	0	0	0	0	-106	-2,002	0	0	0	0	-106	-2,002
17 2016/2018 1109 Procurement, Marine Corps	0	0	0	0	-1,800	-1,803	0	0	0	0	-1,800	-1,803
17 2017/2019 1109 Procurement, Marine Corps	0	0	0	0	421	2,575	0	0	0	0	421	2,575
17 2018/2020 1109 Procurement, Marine Corps	0	0	0	0	6,827	17,193	0	0	0	0	6,827	17,193
Marine Corps Reserve	0	0	0	-23	319	3,629	0	0	0	0	319	3,606
17 2018/2018 1108 Reserve Personnel, Marine Corps	0	0	0	0	311	1,951	0	0	0	0	311	1,951
17 2013/2013 1107 Operation and Maintenance, USMC Reserve	0	0	0	-23	0	0	0	0	0	0	0	-23
17 2015/2015 1107 Operation and Maintenance, USMC Reserve	0	0	0	0	0	-1	0	0	0	0	0	-1
17 2017/2017 1107 Operation and Maintenance, USMC Reserve	0	0	0	0	0	590	0	0	0	0	0	590
17 2018/2018 1107 Operation and Maintenance, USMC Reserve	0	0	0	0	8	1,089	0	0	0	0	8	1,089
Air Force Total	-827	-1,531	-68,565	-417,660	729,237	3,831,285	3,435	16,620	350,850	1,225,493	1,014,130	4,654,207
Air Force Active	-827	-1,531	-68,565	-417,660	726,022	3,811,931	3,435	16,620	350,849	1,225,492	1,010,914	4,634,852
57 2018/2018 3500 Military Personnel, Air Force	0	0	0	0	58,435	366,891	1,093	5,912	11,845	75,321	71,373	448,124
57 2013/2013 3400 Operation and Maintenance, Air Force	-96	-96	-3,503	-194,514	0	0	0	-14	0	0	-3,599	-194,624
57 2014/2014 3400 Operation and Maintenance, Air Force	0	1	-1,767	-171,678	0	0	0	0	0	0	-1,767	-171,677
57 2015/2015 3400 Operation and Maintenance, Air Force	-731	-749	-606	-3,287	-1,819	-9,867	0	0	1,334	1,280	-1,822	-12,623
57 2016/2016 3400 Operation and Maintenance, Air Force	0	-687	0	0	-17,345	-45,957	-1	-3	15,773	10,047	-1,573	-36,600
57 2017/2017 3400 Operation and Maintenance, Air Force	0	0	0	0	412	-14,150	1	-2,282	17,986	-8,529	18,399	-24,961
57 2018/2018 3400 Operation and Maintenance, Air Force	0	0	0	0	724,878	3,412,547	2,342	13,007	148,857	771,863	876,077	4,197,417
57 2011/2013 3010 Aircraft Procurement, Air Force	0	0	-77,523	-77,524	0	0	0	0	0	0	-77,523	-77,524
57 2012/2014 3010 Aircraft Procurement, Air Force	0	0	17	-22	0	0	0	0	0	0	17	-22
57 2014/2016 3010 Aircraft Procurement, Air Force	0	0	-175	-215	0	0	0	0	0	0	-175	-215
57 2015/2017 3010 Aircraft Procurement, Air Force	0	0	15,663	0	0	0	0	0	0	0	15,663	0

COST OF WAR
Obligations by Component, Appropriation and Operation
Fiscal Year 2007 - 2018
(Amounts in Thousands)
As of March 31, 2018

Appropriation	Operation New Dawn (OND) / Post-OND Iraq Activities		Operation Enduring Freedom		Operation Freedom's Sentinel		Operation Noble Eagle		Operation Inherent Resolve		Summary	
	Obligations March 2018	Obligations Year to Date	Obligations March 2018	Obligations Year to Date	Obligations March 2018	Obligations Year to Date	Obligations March 2018	Obligations Year to Date	Obligations March 2018	Obligations Year to Date	Obligations March 2018	Obligations Year to Date
57 2016/2018 3010 Aircraft Procurement, Air Force	0	0	0	0	1,765	39,411	0	0	0	0	1,765	39,411
57 2017/2019 3010 Aircraft Procurement, Air Force	0	0	0	0	5,039	5,343	0	0	0	0	5,039	5,343
57 2014/2016 3020 Missile Procurement, Air Force	0	0	0	0	-20	0	0	0	0	0	0	-20
57 2015/2017 3020 Missile Procurement, Air Force	0	0	0	16,171	0	0	0	0	0	-16,223	0	-52
57 2016/2018 3020 Missile Procurement, Air Force	0	0	0	0	2,580	4,598	0	0	0	132,588	2,580	137,186
57 2017/2019 3020 Missile Procurement, Air Force	0	0	0	0	0	0	0	0	181	95,406	181	95,406
57 2011/2013 3011 Procurement of Ammunition, Air Force	0	0	0	0	0	0	0	0	0	0	0	-1
57 2014/2016 3011 Procurement of Ammunition, Air Force	0	0	-209	-209	0	0	0	0	0	0	-209	-209
57 2015/2017 3011 Procurement of Ammunition, Air Force	0	0	0	0	0	0	0	0	0	3	0	2
57 2016/2018 3011 Procurement of Ammunition, Air Force	0	0	0	0	-60,939	10,690	0	0	153,756	153,609	92,817	164,299
57 2017/2019 3011 Procurement of Ammunition, Air Force	0	0	0	0	0	0	0	0	-16	-7,979	-16	-7,979
57 2011/2013 3080 Other Procurement, Air Force	0	0	-136	11,854	0	0	0	0	0	0	-136	11,854
57 2012/2014 3080 Other Procurement, Air Force	0	0	0	-31	0	0	0	0	0	0	0	-31
57 2013/2015 3080 Other Procurement, Air Force	0	0	-9	-30	0	0	0	0	0	0	-9	-30
57 2014/2016 3080 Other Procurement, Air Force	0	0	0	1,421	0	0	0	0	0	0	0	1,421
57 2015/2017 3080 Other Procurement, Air Force	0	0	-17	1,102	0	0	0	0	0	0	-17	1,102
57 2016/2018 3080 Other Procurement, Air Force	0	0	0	0	12,998	37,621	0	0	0	0	12,998	37,621
57 2017/2019 3080 Other Procurement, Air Force	0	0	0	0	18	4,804	0	0	110	3,329	128	8,133
57 2012/2013 3600 Research, Development, Test, and Evaluation, Air Force	0	0	0	-694	0	0	0	0	0	0	0	-694
57 2014/2015 3600 Research, Development, Test, and Evaluation, Air Force	0	0	-300	18	0	0	0	0	0	0	-300	18
57 2017/2018 3600 Research, Development, Test, and Evaluation, Air Force	0	0	0	0	0	0	0	0	1,023	14,777	1,023	14,777
Air Force Reserve	0	0	0	0	2,130	14,668	0	0	1	1	2,131	14,669
57 2018/2018 3700 Reserve Personnel, Air Force	0	0	0	0	1,523	11,358	0	0	0	0	1,523	11,358
57 2013/2013 3740 Operation and Maintenance, Air Force Reserve	0	0	0	0	0	1	0	0	0	0	0	1
57 2014/2014 3740 Operation and Maintenance, Air Force Reserve	0	0	0	0	-2	-6	0	0	0	0	-2	-6
57 2015/2015 3740 Operation and Maintenance, Air Force Reserve	0	0	0	0	-11	-29	0	0	0	0	-11	-29
57 2016/2016 3740 Operation and Maintenance, Air Force Reserve	0	0	0	0	-12	-42	0	0	0	0	-12	-42
57 2017/2017 3740 Operation and Maintenance, Air Force Reserve	0	0	0	0	-73	-212	0	0	0	0	-73	-212
57 2018/2018 3740 Operation and Maintenance, Air Force Reserve	0	0	0	0	705	3,598	0	0	1	1	706	3,599
Air Force National Guard	0	0	0	0	1,085	4,686	0	0	0	0	1,085	4,686
57 2018/2018 3850 National Guard Personnel, Air Force	0	0	0	0	488	2,413	0	0	0	0	488	2,413
57 2018/2018 3840 Operation and Maintenance, Air Natl Guard	0	0	0	0	597	2,273	0	0	0	0	597	2,273
Defense Agencies Total	6,349	6,349	1,803	-30,369	328,243	1,865,233	0	-1,384	34,634	168,399	371,029	2,008,228
DCAA Total	0	0	0	0	403	2,276	0	0	79	515	482	2,791
97 2018/2018 0100 Operation and Maintenance, Defense-Wide	0	0	0	0	403	2,276	0	0	79	515	482	2,791
DCMA Total	0	0	0	0	1,294	7,523	0	0	408	2,375	1,702	9,898
97 2018/2018 0100 Operation and Maintenance, Defense-Wide	0	0	0	0	1,294	7,523	0	0	408	2,375	1,702	9,898
DHP Total	0	0	-249	-1,513	166	131,497	0	0	0	0	-83	129,984
97 2013/2013 0130 Defense Health Program, O&M	0	0	0	69	-3,700	0	0	0	0	0	69	-3,700
97 2014/2014 0130 Defense Health Program, O&M	0	0	-318	2,891	0	0	0	0	0	0	-318	2,891
97 2015/2015 0130 Defense Health Program, O&M	0	0	0	-704	0	-644	0	0	0	0	0	-1,348
97 2016/2016 0130 Defense Health Program, O&M	0	0	0	0	0	-1,048	0	0	0	0	0	-1,048
97 2017/2017 0130 Defense Health Program, O&M	0	0	0	0	-1	2,894	0	0	0	0	-1	2,894
97 2018/2018 0130 Defense Health Program, O&M	0	0	0	0	167	130,295	0	0	0	0	167	130,295
DHRA Total	0	0	10,229	-2,689	0	0	0	0	0	0	10,229	-2,689
97 2013/2013 0100 Operation and Maintenance, Defense-Wide	0	0	-2,057	-2,284	0	0	0	0	0	0	-2,057	-2,284
97 2014/2014 0100 Operation and Maintenance, Defense-Wide	0	0	4,381	-220	0	0	0	0	0	0	4,381	-220
97 2015/2015 0100 Operation and Maintenance, Defense-Wide	0	0	7,905	-185	0	0	0	0	0	0	7,905	-185
DISA Total	0	0	-12	-13	5,654	10,139	0	0	317	10,676	5,959	20,802
97 2014/2014 0100 Operation and Maintenance, Defense-Wide	0	0	-7	-7	0	0	0	0	0	0	-7	-7
97 2015/2015 0100 Operation and Maintenance, Defense-Wide	0	0	-5	-6	0	0	0	0	0	0	-5	-6

COST OF WAR
Obligations by Component, Appropriation and Operation
Fiscal Year 2007 - 2018
(Amounts in Thousands)
As of March 31, 2018

Appropriation	Operation New Dawn (OND) / Post-OND Iraq Activities		Operation Enduring Freedom		Operation Freedom's Sentinel		Operation Noble Eagle		Operation Inherent Resolve		Summary	
	Obligations March 2018	Obligations Year to Date	Obligations March 2018	Obligations Year to Date	Obligations March 2018	Obligations Year to Date	Obligations March 2018	Obligations Year to Date	Obligations March 2018	Obligations Year to Date	Obligations March 2018	Obligations Year to Date
97 2016/2016 0100 Operation and Maintenance, Defense-Wide	0	0	0	0	-10	-15	0	0	0	0	-10	-15
97 2017/2017 0100 Operation and Maintenance, Defense-Wide	0	0	0	0	2	640	0	0	-2	0	0	640
97 2018/2018 0100 Operation and Maintenance, Defense-Wide	0	0	0	0	5,264	9,117	0	0	28	10,381	5,292	19,498
97 2017/2019 0300 Procurement, Defense-Wide	0	0	0	0	398	397	0	0	291	295	689	692
DLA Total	6,349	6,349	-4,146	-344	-3,034	26,978	0	-1,384	0	0	-831	31,599
97 2007/XXXX 4930 Defense Working Capital Funds, Defense	0	0	0	0	0	0	0	-1,384	0	0	0	-1,384
97 2012/XXXX 4930 Defense Working Capital Funds, Defense (Army)	0	0	0	-1	0	0	0	0	0	0	0	-1
97 2013/XXXX 4930 Defense Working Capital Funds, Defense (Army)	0	0	95	-317	0	0	0	0	0	0	95	-317
97 2013/XXXX 4930 Defense Working Capital Funds, Defense	6,349	6,349	-4,303	0	0	0	0	0	0	0	2,046	6,349
97 2014/XXXX 4930 Defense Working Capital Funds, Defense (Army)	0	0	62	-26	0	0	0	0	0	0	62	-26
97 2015/XXXX 4930 Defense Working Capital Funds, Defense	0	0	0	0	-3,034	25,268	0	0	0	0	-3,034	25,268
97 2016/XXXX 4930 Defense Working Capital Funds, Defense	0	0	0	0	0	29	0	0	0	0	0	29
97 2017/XXXX 4930 Defense Working Capital Funds, Defense (Army)	0	0	0	0	0	1,681	0	0	0	0	0	1,681
DLSA Total	0	0	0	0	4,904	26,372	0	0	0	0	4,904	26,372
97 2018/2018 0100 Operation and Maintenance, Defense-Wide	0	0	0	0	4,904	26,372	0	0	0	0	4,904	26,372
DMA Total	0	0	0	-3	4,638	5,953	0	0	0	0	4,638	5,950
97 2013/2013 0100 Operation and Maintenance, Defense-Wide	0	0	0	-3	0	0	0	0	0	0	0	-3
97 2017/2017 0100 Operation and Maintenance, Defense-Wide	0	0	0	0	122	-963	0	0	0	0	122	-963
97 2018/2018 0100 Operation and Maintenance, Defense-Wide	0	0	0	0	4,516	6,916	0	0	0	0	4,516	6,916
DODEA Total	0	0	16	-235	1,786	11,348	0	0	0	0	1,802	11,113
97 2013/2013 0100 Operation and Maintenance, Defense-Wide	0	0	16	-224	0	0	0	0	0	0	16	-224
97 2014/2014 0100 Operation and Maintenance, Defense-Wide	0	0	0	-11	0	0	0	0	0	0	0	-11
97 2015/2015 0100 Operation and Maintenance, Defense-Wide	0	0	0	0	0	-18	0	0	0	0	0	-18
97 2017/2017 0100 Operation and Maintenance, Defense-Wide	0	0	0	0	2	30	0	0	0	0	2	30
97 2018/2018 0100 Operation and Maintenance, Defense-Wide	0	0	0	0	1,784	11,336	0	0	0	0	1,784	11,336
DODIG Total	0	0	0	-21	672	2,813	0	0	1,280	5,611	1,952	8,403
97 2013/2013 0107 Office of the Inspector General, Defense	0	0	0	-21	0	0	0	0	0	0	0	-21
97 2017/2017 0107 Office of the Inspector General, Defense	0	0	0	0	-16	-2	0	0	-1	16	-17	14
97 2018/2018 0107 Office of the Inspector General, Defense	0	0	0	0	688	2,815	0	0	1,281	5,595	1,969	8,410
DSCA Total	0	0	0	-19,726	28,321	42,118	0	0	0	0	28,321	22,392
97 2013/2013 0100 Operation and Maintenance, Defense-Wide	0	0	0	-9,585	0	0	0	0	0	0	0	-9,585
97 2014/2014 0100 Operation and Maintenance, Defense-Wide	0	0	0	-10,141	0	0	0	0	0	0	0	-10,141
97 2017/2017 0100 Operation and Maintenance, Defense-Wide	0	0	0	0	0	-2,486	0	0	0	0	0	-2,486
97 2018/2019 0100 Operation and Maintenance, Defense-Wide	0	0	0	0	7,998	7,998	0	0	0	0	7,998	7,998
97 2018/2018 0100 Operation and Maintenance, Defense-Wide	0	0	0	0	20,323	36,606	0	0	0	0	20,323	36,606
DTRA Total	0	0	0	0	362	90,306	0	0	0	0	362	90,306
97 2017/2017 0100 Operation and Maintenance, Defense-Wide	0	0	0	0	-4	142	0	0	0	0	-4	142
97 2017/2019 2093 Joint Improvised Explosive Device Defeat Fund	0	0	0	0	366	27,256	0	0	0	0	366	27,256
97 2018/2020 2093 Joint Improvised Explosive Device Defeat Fund	0	0	0	0	0	62,908	0	0	0	0	0	62,908
JCS Total	0	0	0	0	0	0	0	0	60	268	60	268
97 2018/2018 0100 Operation and Maintenance, Defense-Wide	0	0	0	0	0	0	0	0	60	268	60	268
OSD Total	0	0	0	0	535	26,252	0	0	0	0	535	26,252
97 2018/2018 0100 Operation and Maintenance, Defense-Wide	0	0	0	0	535	26,252	0	0	0	0	535	26,252
SOCOM Total	0	0	-4,035	-5,825	282,126	1,478,133	0	0	32,490	148,954	310,581	1,621,262
97 2012/2012 0100 Operation and Maintenance, Defense-Wide	0	0	-853	-853	0	0	0	0	0	0	-853	-853
97 2013/2013 0100 Operation and Maintenance, Defense-Wide	0	0	-983	-1,346	0	0	0	0	0	0	-983	-1,346
97 2014/2014 0100 Operation and Maintenance, Defense-Wide	0	0	-1,778	-2,240	0	0	0	0	0	0	-1,778	-2,240
97 2015/2015 0100 Operation and Maintenance, Defense-Wide	0	0	-421	-1,386	0	-170	0	0	0	0	-421	-1,556
97 2016/2016 0100 Operation and Maintenance, Defense-Wide	0	0	0	0	-1,060	-1,983	0	0	0	2	-1,060	-1,981
97 2017/2017 0100 Operation and Maintenance, Defense-Wide	0	0	0	0	-3,139	-8,305	0	0	18	322	-3,121	-7,983

COST OF WAR
Obligations by Component, Appropriation and Operation
Fiscal Year 2007 - 2018
(Amounts in Thousands)
As of March 31, 2018

	Operation New Dawn (OND) / Post-OND Iraq Activities		Operation Enduring Freedom		Operation Freedom's Sentinel		Operation Noble Eagle		Operation Inherent Resolve		Summary	
	Obligations March 2018	Obligations Year to Date	Obligations March 2018	Obligations Year to Date	Obligations March 2018	Obligations Year to Date	Obligations March 2018	Obligations Year to Date	Obligations March 2018	Obligations Year to Date	Obligations March 2018	Obligations Year to Date
Appropriation												
97 2018/2018 0100 Operation and Maintenance, Defense-Wide	0	0	0	0	248,113	1,190,644	0	0	32,472	148,630	280,585	1,339,274
97 2016/2018 0300 Procurement, Defense-Wide	0	0	0	0	0	16,012	0	0	0	0	0	16,012
97 2017/2019 0300 Procurement, Defense-Wide	0	0	0	0	12,042	162,604	0	0	0	0	12,042	162,604
97 2018/2020 0300 Procurement, Defense-Wide	0	0	0	0	26,090	119,251	0	0	0	0	26,090	119,251
97 2018/2019 0400 Research, Development, Test, and Evaluation, Defense-Wide	0	0	0	0	80	80	0	0	0	0	80	80
WHS Total	0	0	0	0	416	3,525	0	0	0	0	416	3,525
97 2018/2018 0100 Operation and Maintenance, Defense-Wide	0	0	0	0	416	3,525	0	0	0	0	416	3,525

**Military Personnel Subsidiary Report
(Cost Breakdown Structure)**

COST OF WAR
Military Personnel (MILPERS) Summary Execution by Operation and Cost Breakdown Structure (CBS)
Fiscal Year 2007 - 2018
(Amounts in Thousands)
As of March 31, 2018

CBS Summary	Operation New Dawn (OND) / Post-OND Iraq Activities		Operation Enduring Freedom		Operation Freedom's Sentinel		Operation Noble Eagle		Operation Inherent Resolve		Summary	
	Obligations Year to Date	Disbursements Year to Date	Obligations Year to Date	Disbursements Year to Date	Obligations Year to Date	Disbursements Year to Date	Obligations Year to Date	Disbursements Year to Date	Obligations Year to Date	Disbursements Year to Date	Obligations Year to Date	Disbursements Year to Date
MILPERS CBS Summary Total	0	0	-21	-3	1,786,283	1,770,855	20,912	20,912	203,677	202,292	2,010,851	1,994,056
1.0 Personnel Costs	0	0	-21	-3	1,786,283	1,770,855	20,912	20,912	203,677	202,292	2,010,851	1,994,056
1.1.1 Reserve Components Called To Active Duty	0	0	0	0	1,352,382	1,352,157	20,543	20,543	162,218	161,027	1,535,143	1,533,727
1.1.2 Imminent Danger or Hostile Fire Pay	0	0	0	0	35,030	35,046	0	0	4,768	4,761	39,798	39,807
1.1.3 Family Separation Allowance	0	0	0	0	49,218	48,861	312	312	5,814	5,773	55,344	54,946
1.1.4 Hardship Duty Pay	0	0	0	0	31,907	31,805	0	0	3,956	3,948	35,863	35,753
1.1.5 Subsistence	0	0	0	0	175,307	175,307	57	57	22,278	22,278	197,642	197,642
1.1.6 Reserve Components Predeployment Training	0	0	-21	-3	98,390	85,190	0	0	32	32	98,401	85,219
1.1.7 Other Military Personnel (Special Pay)	0	0	0	0	44,049	42,489	0	0	4,611	4,473	48,660	46,962
1.0 Personnel Sub-Total	0	0	-21	-3	1,786,283	1,770,855	20,912	20,912	203,677	202,292	2,010,851	1,994,056

COST OF WAR
Military Personnel (MILPERS) Summary Execution by Operation, Component, and Cost Breakdown Structure (CBS)
Fiscal Year 2007 - 2018
(Amounts in Thousands)
As of March 31, 2018

Component	Operation New Dawn (OND) / Post-OND Iraq Activities		Operation Enduring Freedom		Operation Freedom's Sentinel		Operation Noble Eagle		Operation Inherent Resolve		Summary	
	Obligations Year To Date	Disbursements Year To Date	Obligations Year To Date	Disbursements Year To Date	Obligations Year To Date	Disbursements Year To Date	Obligations Year To Date	Disbursements Year To Date	Obligations Year To Date	Disbursements Year To Date	Obligations Year To Date	Disbursements Year To Date
Grand Total	0	0	-21	-3	1,786,283	1,770,855	20,912	20,912	203,677	202,292	2,010,851	1,994,056
Army Total	0	0	-21	-3	1,169,705	1,166,692	15,000	15,000	112,587	112,587	1,297,271	1,294,276
1.1.1 Reserve Components Called To Active Duty	0	0	0	0	879,615	879,615	14,780	14,780	90,823	90,823	985,218	985,218
1.1.2 Imminent Danger or Hostile Fire Pay	0	0	0	0	17,533	17,533	0	0	1,783	1,783	19,316	19,316
1.1.3 Family Separation Allowance	0	0	0	0	26,380	26,380	220	220	2,702	2,702	29,302	29,302
1.1.4 Hardship Duty Pay	0	0	0	0	20,761	20,761	0	0	2,150	2,150	22,911	22,911
1.1.5 Subsistence	0	0	0	0	122,672	122,672	0	0	12,469	12,469	135,141	135,141
1.1.6 Reserve Components Predeployment Training	0	0	-21	-3	75,952	72,939	0	0	0	0	75,931	72,936
1.1.7 Other Military Personnel (Special Pay)	0	0	0	0	26,792	26,792	0	0	2,660	2,660	29,452	29,452
1.0 Personnel Sub-Total	0	0	-21	-3	1,169,705	1,166,692	15,000	15,000	112,587	112,587	1,297,271	1,294,276
Navy/Marine Corps Total	0	0	0	0	235,916	230,064	0	0	15,769	14,384	251,685	244,448
Navy Total	0	0	0	0	180,609	176,707	0	0	13,781	13,585	194,390	190,292
1.1.1 Reserve Components Called To Active Duty	0	0	0	0	138,185	138,181	0	0	12,039	12,037	150,224	150,218
1.1.2 Imminent Danger or Hostile Fire Pay	0	0	0	0	3,607	3,524	0	0	300	293	3,907	3,817
1.1.3 Family Separation Allowance	0	0	0	0	9,592	9,121	0	0	833	792	10,425	9,913
1.1.4 Hardship Duty Pay	0	0	0	0	2,454	2,369	0	0	208	200	2,662	2,569
1.1.5 Subsistence	0	0	0	0	11,181	11,181	0	0	0	0	11,181	11,181
1.1.6 Reserve Components Predeployment Training	0	0	0	0	6,742	5,043	0	0	32	32	6,774	5,075
1.1.7 Other Military Personnel (Special Pay)	0	0	0	0	8,848	7,288	0	0	369	231	9,217	7,519
1.0 Personnel Sub-Total	0	0	0	0	180,609	176,707	0	0	13,781	13,585	194,390	190,292
Marine Corps Total	0	0	0	0	55,307	53,357	0	0	1,988	799	57,295	54,156
1.1.1 Reserve Components Called To Active Duty	0	0	0	0	44,575	44,354	0	0	1,988	799	46,563	45,153
1.1.2 Imminent Danger or Hostile Fire Pay	0	0	0	0	2,290	2,389	0	0	0	0	2,290	2,389
1.1.3 Family Separation Allowance	0	0	0	0	3,389	3,503	0	0	0	0	3,389	3,503
1.1.4 Hardship Duty Pay	0	0	0	0	1,824	1,807	0	0	0	0	1,824	1,807
1.1.6 Reserve Components Predeployment Training	0	0	0	0	1,925	0	0	0	0	0	1,925	0
1.1.7 Other Military Personnel (Special Pay)	0	0	0	0	1,304	1,304	0	0	0	0	1,304	1,304
1.0 Personnel Sub-Total	0	0	0	0	55,307	53,357	0	0	1,988	799	57,295	54,156
Air Force Total	0	0	0	0	380,662	374,099	5,912	5,912	75,321	75,321	461,895	455,332
1.1.1 Reserve Components Called To Active Duty	0	0	0	0	290,007	290,007	5,763	5,763	57,368	57,368	353,138	353,138
1.1.2 Imminent Danger or Hostile Fire Pay	0	0	0	0	11,600	11,600	0	0	2,685	2,685	14,285	14,285
1.1.3 Family Separation Allowance	0	0	0	0	9,857	9,857	92	92	2,279	2,279	12,228	12,228
1.1.4 Hardship Duty Pay	0	0	0	0	6,868	6,868	0	0	1,598	1,598	8,466	8,466
1.1.5 Subsistence	0	0	0	0	41,454	41,454	57	57	9,809	9,809	51,320	51,320
1.1.6 Reserve Components Predeployment Training	0	0	0	0	13,771	7,208	0	0	0	0	13,771	7,208
1.1.7 Other Military Personnel (Special Pay)	0	0	0	0	7,105	7,105	0	0	1,582	1,582	8,687	8,687
1.0 Personnel Sub-Total	0	0	0	0	380,662	374,099	5,912	5,912	75,321	75,321	461,895	455,332

COST OF WAR
Military Personnel (MILPERS) Summary Execution by Operation, Component, Appropriation and Cost Breakdown Structure (CBS)
Fiscal Year 2007 - 2018
(Amounts in Thousands)
As of March 31, 2018

Component and Appropriation	Operation New Dawn (OND) / Post-OND Iraq Activities		Operation Enduring Freedom		Operation Freedom's Sentinel		Operation Noble Eagle		Operation Inherent Resolve		Summary	
	Obligations Year to Date	Disbursements Year to Date	Obligations Year to Date	Disbursements Year to Date	Obligations Year to Date	Disbursements Year to Date	Obligations Year to Date	Disbursements Year to Date	Obligations Year to Date	Disbursements Year to Date	Obligations Year to Date	Disbursements Year to Date
Grand Total	0	0	-21	-3	1,786,283	1,770,855	20,912	20,912	203,677	202,292	2,010,851	1,994,056
Army Total	0	0	-21	-3	1,169,705	1,166,692	15,000	15,000	112,587	112,587	1,297,271	1,294,276
Army Active Total	0	0	0	0	1,093,753	1,093,753	15,000	15,000	112,587	112,587	1,221,340	1,221,340
Military Personnel, Army												
1.1.1 Reserve Components Called To Active Duty	0	0	0	0	879,615	879,615	14,780	14,780	90,823	90,823	985,218	985,218
1.1.2 Imminent Danger or Hostile Fire Pay	0	0	0	0	17,533	17,533	0	0	1,783	1,783	19,316	19,316
1.1.3 Family Separation Allowance	0	0	0	0	26,380	26,380	220	220	2,702	2,702	29,302	29,302
1.1.4 Hardship Duty Pay	0	0	0	0	20,761	20,761	0	0	2,150	2,150	22,911	22,911
1.1.5 Subsistence	0	0	0	0	122,672	122,672	0	0	12,469	12,469	135,141	135,141
1.1.7 Other Military Personnel (Special Pay)	0	0	0	0	26,792	26,792	0	0	2,660	2,660	29,452	29,452
1.0 Personnel Sub-Total	0	0	0	0	1,093,753	1,093,753	15,000	15,000	112,587	112,587	1,221,340	1,221,340
Army Reserve Total	0	0	26	-2	13,117	11,472	0	0	0	0	13,143	11,470
Reserve Personnel, Army												
1.1.6 Reserve Components Predeployment Training	0	0	26	-2	13,117	11,472	0	0	0	0	13,143	11,470
1.0 Personnel Sub-Total	0	0	26	-2	13,117	11,472	0	0	0	0	13,143	11,470
Army National Guard Total	0	0	-47	-1	62,835	61,467	0	0	0	0	62,788	61,466
National Guard Personnel, Army												
1.1.6 Reserve Components Predeployment Training	0	0	-47	-1	62,835	61,467	0	0	0	0	62,788	61,466
1.0 Personnel Sub-Total	0	0	-47	-1	62,835	61,467	0	0	0	0	62,788	61,466
Navy/Marine Corps Total	0	0	0	0	235,916	230,064	0	0	15,769	14,384	251,685	244,448
Navy Total	0	0	0	0	180,609	176,707	0	0	13,781	13,585	194,390	190,292
Navy Active Total	0	0	0	0	173,713	171,510	0	0	13,749	13,553	187,462	185,063
Military Personnel, Navy												
1.1.1 Reserve Components Called To Active Duty	0	0	0	0	138,185	138,181	0	0	12,039	12,037	150,224	150,218
1.1.2 Imminent Danger or Hostile Fire Pay	0	0	0	0	3,544	3,461	0	0	300	293	3,844	3,754
1.1.3 Family Separation Allowance	0	0	0	0	9,592	9,121	0	0	833	792	10,425	9,913
1.1.4 Hardship Duty Pay	0	0	0	0	2,378	2,293	0	0	208	200	2,586	2,493
1.1.5 Subsistence	0	0	0	0	11,181	11,181	0	0	0	0	11,181	11,181
1.1.7 Other Military Personnel (Special Pay)	0	0	0	0	8,833	7,273	0	0	369	231	9,202	7,504
1.0 Personnel Sub-Total	0	0	0	0	173,713	171,510	0	0	13,749	13,553	187,462	185,063
Navy Reserve Total	0	0	0	0	6,896	5,197	0	0	32	32	6,928	5,229
Reserve Personnel, Navy												
1.1.2 Imminent Danger or Hostile Fire Pay	0	0	0	0	63	63	0	0	0	0	63	63
1.1.4 Hardship Duty Pay	0	0	0	0	76	76	0	0	0	0	76	76
1.1.6 Reserve Components Predeployment Training	0	0	0	0	6,742	5,043	0	0	32	32	6,774	5,075
1.1.7 Other Military Personnel (Special Pay)	0	0	0	0	15	15	0	0	0	0	15	15
1.0 Personnel Sub-Total	0	0	0	0	6,896	5,197	0	0	32	32	6,928	5,229
Marine Corps Total	0	0	0	0	55,307	53,357	0	0	1,988	799	57,295	54,156
Marine Corps Active Total	0	0	0	0	53,356	53,357	0	0	1,988	799	55,344	54,156
Military Personnel, Marine Corps												
1.1.1 Reserve Components Called To Active Duty	0	0	0	0	44,575	44,354	0	0	1,988	799	46,563	45,153
1.1.2 Imminent Danger or Hostile Fire Pay	0	0	0	0	2,287	2,389	0	0	0	0	2,287	2,389
1.1.3 Family Separation Allowance	0	0	0	0	3,371	3,503	0	0	0	0	3,371	3,503
1.1.4 Hardship Duty Pay	0	0	0	0	1,819	1,807	0	0	0	0	1,819	1,807
1.1.7 Other Military Personnel (Special Pay)	0	0	0	0	1,304	1,304	0	0	0	0	1,304	1,304
1.0 Personnel Sub-Total	0	0	0	0	53,356	53,357	0	0	1,988	799	55,344	54,156
Marine Corps Reserve Total	0	0	0	0	1,951	0	0	0	0	0	1,951	0
Reserve Personnel, Marine Corps												
1.1.2 Imminent Danger or Hostile Fire Pay	0	0	0	0	3	0	0	0	0	0	3	0

COST OF WAR
Military Personnel (MILPERS) Summary Execution by Operation, Component, Appropriation and Cost Breakdown Structure (CBS)
Fiscal Year 2007 - 2018
(Amounts in Thousands)
As of March 31, 2018

Component and Appropriation	Operation New Dawn (OND) / Post-OND Iraq Activities		Operation Enduring Freedom		Operation Freedom's Sentinel		Operation Noble Eagle		Operation Inherent Resolve		Summary	
	Obligations Year to Date	Disbursements Year to Date	Obligations Year to Date	Disbursements Year to Date	Obligations Year to Date	Disbursements Year to Date	Obligations Year to Date	Disbursements Year to Date	Obligations Year to Date	Disbursements Year to Date	Obligations Year to Date	Disbursements Year to Date
1.1.3 Family Separation Allowance	0	0	0	0	18	0	0	0	0	0	18	0
1.1.4 Hardship Duty Pay	0	0	0	0	5	0	0	0	0	0	5	0
1.1.6 Reserve Components Predeployment Training	0	0	0	0	1,925	0	0	0	0	0	1,925	0
1.0 Personnel Sub-Total	0	0	0	0	1,951	0	0	0	0	0	1,951	0
Air Force Total	0	0	0	0	380,662	374,099	5,912	5,912	75,321	75,321	461,895	455,332
Air Force Active Total	0	0	0	0	366,891	366,891	5,912	5,912	75,321	75,321	448,124	448,124
Military Personnel, Air Force												
1.1.1 Reserve Components Called To Active Duty	0	0	0	0	290,007	290,007	5,763	5,763	57,368	57,368	353,138	353,138
1.1.2 Imminent Danger or Hostile Fire Pay	0	0	0	0	11,600	11,600	0	0	2,685	2,685	14,285	14,285
1.1.3 Family Separation Allowance	0	0	0	0	9,857	9,857	92	92	2,279	2,279	12,228	12,228
1.1.4 Hardship Duty Pay	0	0	0	0	6,868	6,868	0	0	1,598	1,598	8,466	8,466
1.1.5 Subsistence	0	0	0	0	41,454	41,454	57	57	9,809	9,809	51,320	51,320
1.1.7 Other Military Personnel (Special Pay)	0	0	0	0	7,105	7,105	0	0	1,582	1,582	8,687	8,687
1.0 Personnel Sub-Total	0	0	0	0	366,891	366,891	5,912	5,912	75,321	75,321	448,124	448,124
Air Force Reserve Total	0	0	0	0	11,358	5,653	0	0	0	0	11,358	5,653
Reserve Personnel, Air Force												
1.1.6 Reserve Components Predeployment Training	0	0	0	0	11,358	5,653	0	0	0	0	11,358	5,653
1.0 Personnel Sub-Total	0	0	0	0	11,358	5,653	0	0	0	0	11,358	5,653
Air Force National Guard Total	0	0	0	0	2,413	1,555	0	0	0	0	2,413	1,555
National Guard Personnel, Air Force												
1.1.6 Reserve Components Predeployment Training	0	0	0	0	2,413	1,555	0	0	0	0	2,413	1,555
1.0 Personnel Sub-Total	0	0	0	0	2,413	1,555	0	0	0	0	2,413	1,555

COST OF WAR
Military Personnel (MILPERS) Summary Execution by Operation and Cost Breakdown Structure (CBS)
Beginning Fiscal Year - 2018
(Amounts in Thousands)
As of March 31, 2018

CBS Summary	Operation Freedom's Sentinel		Operation Noble Eagle		Operation Inherent Resolve		Summary	
	Obligations Year to Date	Disbursements Year to Date	Obligations Year to Date	Disbursements Year to Date	Obligations Year to Date	Disbursements Year to Date	Obligations Year to Date	Disbursements Year to Date
MILPERS CBS Summary Total	1,798,178	1,772,163	20,912	20,912	203,677	202,292	2,022,767	1,995,367
1.0 Personnel Costs	1,798,178	1,772,163	20,912	20,912	203,677	202,292	2,022,767	1,995,367
1.1.1 Reserve Components Called To Active Duty	1,352,382	1,352,157	20,543	20,543	162,218	161,027	1,535,143	1,533,727
1.1.2 Imminent Danger or Hostile Fire Pay	35,030	35,046	0	0	4,768	4,761	39,798	39,807
1.1.3 Family Separation Allowance	49,218	48,861	312	312	5,814	5,773	55,344	54,946
1.1.4 Hardship Duty Pay	31,907	31,805	0	0	3,956	3,948	35,863	35,753
1.1.5 Subsistence	175,307	175,307	57	57	22,278	22,278	197,642	197,642
1.1.6 Reserve Components Predeployment Training	110,285	86,498	0	0	32	32	110,317	86,530
1.1.7 Other Military Personnel (Special Pay)	44,049	42,489	0	0	4,611	4,473	48,660	46,962
1.0 Personnel Sub-Total	1,798,178	1,772,163	20,912	20,912	203,677	202,292	2,022,767	1,995,367

COST OF WAR
Military Personnel (MILPERS) Summary Execution by Operation, Component, and Cost Breakdown Structure (CBS)
Beginning Fiscal Year - 2018
(Amounts in Thousands)
As of March 31, 2018

Component	Operation Freedom's Sentinel		Operation Noble Eagle		Operation Inherent Resolve		Summary	
	Obligations Year To Date	Disbursements Year To Date	Obligations Year To Date	Disbursements Year To Date	Obligations Year To Date	Disbursements Year To Date	Obligations Year To Date	Disbursements Year To Date
Grand Total	1,798,178	1,772,163	20,912	20,912	203,677	202,292	2,022,767	1,995,367
Army Total	1,181,600	1,168,000	15,000	15,000	112,587	112,587	1,309,187	1,295,587
1.1.1 Reserve Components Called To Active Duty	879,615	879,615	14,780	14,780	90,823	90,823	985,218	985,218
1.1.2 Imminent Danger or Hostile Fire Pay	17,533	17,533	0	0	1,783	1,783	19,316	19,316
1.1.3 Family Separation Allowance	26,380	26,380	220	220	2,702	2,702	29,302	29,302
1.1.4 Hardship Duty Pay	20,761	20,761	0	0	2,150	2,150	22,911	22,911
1.1.5 Subsistence	122,672	122,672	0	0	12,469	12,469	135,141	135,141
1.1.6 Reserve Components Predeployment Training	87,847	74,247	0	0	0	0	87,847	74,247
1.1.7 Other Military Personnel (Special Pay)	26,792	26,792	0	0	2,660	2,660	29,452	29,452
1.0 Personnel Sub-Total	1,181,600	1,168,000	15,000	15,000	112,587	112,587	1,309,187	1,295,587
Navy/Marine Corps Total	235,916	230,064	0	0	15,769	14,384	251,685	244,448
Navy Total	180,609	176,707	0	0	13,781	13,585	194,390	190,292
1.1.1 Reserve Components Called To Active Duty	138,185	138,181	0	0	12,039	12,037	150,224	150,218
1.1.2 Imminent Danger or Hostile Fire Pay	3,607	3,524	0	0	300	293	3,907	3,817
1.1.3 Family Separation Allowance	9,592	9,121	0	0	833	792	10,425	9,913
1.1.4 Hardship Duty Pay	2,454	2,369	0	0	208	200	2,662	2,569
1.1.5 Subsistence	11,181	11,181	0	0	0	0	11,181	11,181
1.1.6 Reserve Components Predeployment Training	6,742	5,043	0	0	32	32	6,774	5,075
1.1.7 Other Military Personnel (Special Pay)	8,848	7,288	0	0	369	231	9,217	7,519
1.0 Personnel Sub-Total	180,609	176,707	0	0	13,781	13,585	194,390	190,292
Marine Corps Total	55,307	53,357	0	0	1,988	799	57,295	54,156
1.1.1 Reserve Components Called To Active Duty	44,575	44,354	0	0	1,988	799	46,563	45,153
1.1.2 Imminent Danger or Hostile Fire Pay	2,290	2,389	0	0	0	0	2,290	2,389
1.1.3 Family Separation Allowance	3,389	3,503	0	0	0	0	3,389	3,503
1.1.4 Hardship Duty Pay	1,824	1,807	0	0	0	0	1,824	1,807
1.1.6 Reserve Components Predeployment Training	1,925	0	0	0	0	0	1,925	0
1.1.7 Other Military Personnel (Special Pay)	1,304	1,304	0	0	0	0	1,304	1,304
1.0 Personnel Sub-Total	55,307	53,357	0	0	1,988	799	57,295	54,156
Air Force Total	380,662	374,099	5,912	5,912	75,321	75,321	461,895	455,332
1.1.1 Reserve Components Called To Active Duty	290,007	290,007	5,763	5,763	57,368	57,368	353,138	353,138
1.1.2 Imminent Danger or Hostile Fire Pay	11,600	11,600	0	0	2,685	2,685	14,285	14,285
1.1.3 Family Separation Allowance	9,857	9,857	92	92	2,279	2,279	12,228	12,228
1.1.4 Hardship Duty Pay	6,868	6,868	0	0	1,598	1,598	8,466	8,466
1.1.5 Subsistence	41,454	41,454	57	57	9,809	9,809	51,320	51,320
1.1.6 Reserve Components Predeployment Training	13,771	7,208	0	0	0	0	13,771	7,208
1.1.7 Other Military Personnel (Special Pay)	7,105	7,105	0	0	1,582	1,582	8,687	8,687

COST OF WAR
Military Personnel (MILPERS) Summary Execution by Operation, Component, and Cost Breakdown Structure (CBS)
Beginning Fiscal Year - 2018
(Amounts in Thousands)
As of March 31, 2018

Component	Operation Freedom's Sentinel		Operation Noble Eagle		Operation Inherent Resolve		Summary	
	Obligations Year To Date	Disbursements Year To Date	Obligations Year To Date	Disbursements Year To Date	Obligations Year To Date	Disbursements Year To Date	Obligations Year To Date	Disbursements Year To Date
1.0 Personnel Sub-Total	380,662	374,099	5,912	5,912	75,321	75,321	461,895	455,332

COST OF WAR
Military Personnel (MILPERS) Summary Execution by Operation, Component, Appropriation and Cost Breakdown Structure (CBS)
Beginning Fiscal Year - 2018
(Amounts in Thousands)
As of March 31, 2018

Component and Appropriation	Operation Freedom's Sentinel		Operation Noble Eagle		Operation Inherent Resolve		Summary	
	Obligations Year to Date	Disbursements Year to Date	Obligations Year to Date	Disbursements Year to Date	Obligations Year to Date	Disbursements Year to Date	Obligations Year to Date	Disbursements Year to Date
Grand Total	1,798,178	1,772,163	20,912	20,912	203,677	202,292	2,022,767	1,995,367
Army Total	1,181,600	1,168,000	15,000	15,000	112,587	112,587	1,309,187	1,295,587
Army Active Total	1,093,753	1,093,753	15,000	15,000	112,587	112,587	1,221,340	1,221,340
Military Personnel, Army								
1.1.1 Reserve Components Called To Active Duty	879,615	879,615	14,780	14,780	90,823	90,823	985,218	985,218
1.1.2 Imminent Danger or Hostile Fire Pay	17,533	17,533	0	0	1,783	1,783	19,316	19,316
1.1.3 Family Separation Allowance	26,380	26,380	220	220	2,702	2,702	29,302	29,302
1.1.4 Hardship Duty Pay	20,761	20,761	0	0	2,150	2,150	22,911	22,911
1.1.5 Subsistence	122,672	122,672	0	0	12,469	12,469	135,141	135,141
1.1.7 Other Military Personnel (Special Pay)	26,792	26,792	0	0	2,660	2,660	29,452	29,452
1.0 Personnel Sub-Total	1,093,753	1,093,753	15,000	15,000	112,587	112,587	1,221,340	1,221,340
Army Reserve Total	13,388	11,223	0	0	0	0	13,388	11,223
Reserve Personnel, Army								
1.1.6 Reserve Components Predeployment Training	13,388	11,223	0	0	0	0	13,388	11,223
1.0 Personnel Sub-Total	13,388	11,223	0	0	0	0	13,388	11,223
Army National Guard Total	74,459	63,024	0	0	0	0	74,459	63,024
National Guard Personnel, Army								
1.1.6 Reserve Components Predeployment Training	74,459	63,024	0	0	0	0	74,459	63,024
1.0 Personnel Sub-Total	74,459	63,024	0	0	0	0	74,459	63,024
Navy/Marine Corps Total	235,916	230,064	0	0	15,769	14,384	251,685	244,448
Navy Total	180,609	176,707	0	0	13,781	13,585	194,390	190,292
Navy Active Total	173,713	171,510	0	0	13,749	13,553	187,462	185,063
Military Personnel, Navy								
1.1.1 Reserve Components Called To Active Duty	138,185	138,181	0	0	12,039	12,037	150,224	150,218
1.1.2 Imminent Danger or Hostile Fire Pay	3,544	3,461	0	0	300	293	3,844	3,754
1.1.3 Family Separation Allowance	9,592	9,121	0	0	833	792	10,425	9,913
1.1.4 Hardship Duty Pay	2,378	2,293	0	0	208	200	2,586	2,493
1.1.5 Subsistence	11,181	11,181	0	0	0	0	11,181	11,181
1.1.7 Other Military Personnel (Special Pay)	8,833	7,273	0	0	369	231	9,202	7,504
1.0 Personnel Sub-Total	173,713	171,510	0	0	13,749	13,553	187,462	185,063
Navy Reserve Total	6,896	5,197	0	0	32	32	6,928	5,229
Reserve Personnel, Navy								
1.1.2 Imminent Danger or Hostile Fire Pay	63	63	0	0	0	0	63	63

COST OF WAR
Military Personnel (MILPERS) Summary Execution by Operation, Component, Appropriation and Cost Breakdown Structure (CBS)
Beginning Fiscal Year - 2018
(Amounts in Thousands)
As of March 31, 2018

Component and Appropriation	Operation Freedom's Sentinel		Operation Noble Eagle		Operation Inherent Resolve		Summary	
	Obligations Year to Date	Disbursements Year to Date	Obligations Year to Date	Disbursements Year to Date	Obligations Year to Date	Disbursements Year to Date	Obligations Year to Date	Disbursements Year to Date
1.1.4 Hardship Duty Pay	76	76	0	0	0	0	76	76
1.1.6 Reserve Components Predeployment Training	6,742	5,043	0	0	32	32	6,774	5,075
1.1.7 Other Military Personnel (Special Pay)	15	15	0	0	0	0	15	15
1.0 Personnel Sub-Total	6,896	5,197	0	0	32	32	6,928	5,229
Marine Corps Total	55,307	53,357	0	0	1,988	799	57,295	54,156
Marine Corps Active Total	53,356	53,357	0	0	1,988	799	55,344	54,156
Military Personnel, Marine Corps								
1.1.1 Reserve Components Called To Active Duty	44,575	44,354	0	0	1,988	799	46,563	45,153
1.1.2 Imminent Danger or Hostile Fire Pay	2,287	2,389	0	0	0	0	2,287	2,389
1.1.3 Family Separation Allowance	3,371	3,503	0	0	0	0	3,371	3,503
1.1.4 Hardship Duty Pay	1,819	1,807	0	0	0	0	1,819	1,807
1.1.7 Other Military Personnel (Special Pay)	1,304	1,304	0	0	0	0	1,304	1,304
1.0 Personnel Sub-Total	53,356	53,357	0	0	1,988	799	55,344	54,156
Marine Corps Reserve Total	1,951	0	0	0	0	0	1,951	0
Reserve Personnel, Marine Corps								
1.1.2 Imminent Danger or Hostile Fire Pay	3	0	0	0	0	0	3	0
1.1.3 Family Separation Allowance	18	0	0	0	0	0	18	0
1.1.4 Hardship Duty Pay	5	0	0	0	0	0	5	0
1.1.6 Reserve Components Predeployment Training	1,925	0	0	0	0	0	1,925	0
1.0 Personnel Sub-Total	1,951	0	0	0	0	0	1,951	0
Air Force Total	380,662	374,099	5,912	5,912	75,321	75,321	461,895	455,332
Air Force Active Total	366,891	366,891	5,912	5,912	75,321	75,321	448,124	448,124
Military Personnel, Air Force								
1.1.1 Reserve Components Called To Active Duty	290,007	290,007	5,763	5,763	57,368	57,368	353,138	353,138
1.1.2 Imminent Danger or Hostile Fire Pay	11,600	11,600	0	0	2,685	2,685	14,285	14,285
1.1.3 Family Separation Allowance	9,857	9,857	92	92	2,279	2,279	12,228	12,228
1.1.4 Hardship Duty Pay	6,868	6,868	0	0	1,598	1,598	8,466	8,466
1.1.5 Subsistence	41,454	41,454	57	57	9,809	9,809	51,320	51,320
1.1.7 Other Military Personnel (Special Pay)	7,105	7,105	0	0	1,582	1,582	8,687	8,687
1.0 Personnel Sub-Total	366,891	366,891	5,912	5,912	75,321	75,321	448,124	448,124
Air Force Reserve Total	11,358	5,653	0	0	0	0	11,358	5,653
Reserve Personnel, Air Force								
1.1.6 Reserve Components Predeployment Training	11,358	5,653	0	0	0	0	11,358	5,653
1.0 Personnel Sub-Total	11,358	5,653	0	0	0	0	11,358	5,653

COST OF WAR
Military Personnel (MILPERS) Summary Execution by Operation, Component, Appropriation and Cost Breakdown Structure (CBS)
Beginning Fiscal Year - 2018
(Amounts in Thousands)
As of March 31, 2018

Component and Appropriation	Operation Freedom's Sentinel		Operation Noble Eagle		Operation Inherent Resolve		Summary	
	Obligations Year to Date	Disbursements Year to Date	Obligations Year to Date	Disbursements Year to Date	Obligations Year to Date	Disbursements Year to Date	Obligations Year to Date	Disbursements Year to Date
Air Force National Guard Total	2,413	1,555	0	0	0	0	2,413	1,555
National Guard Personnel, Air Force 1.1.6 Reserve Components Predeployment Training	2,413	1,555	0	0	0	0	2,413	1,555
1.0 Personnel Sub-Total	2,413	1,555	0	0	0	0	2,413	1,555

**Operation and Maintenance Subsidiary Report
(Cost Breakdown Structure)**

COST OF WAR
Operation and Maintenance (O&M) Summary Execution by Operation and Cost Breakdown Structure (CBS)
Fiscal Year 2007 - 2018
(Amounts in Thousands)
As of March 31, 2018

CBS Summary	Operation New Dawn (OND) / Post-OND Iraq Activities		Operation Enduring Freedom		Operation Freedom's Sentinel		Operation Noble Eagle		Operation Inherent Resolve		Summary	
	Obligations Year to Date	Disbursements Year to Date	Obligations Year to Date	Disbursements Year to Date	Obligations Year to Date	Disbursements Year to Date	Obligations Year to Date	Disbursements Year to Date	Obligations Year to Date	Disbursements Year to Date	Obligations Year to Date	Disbursements Year to Date
O&M CBS Summary Total	-2,253	9,449	-537,282	-179,571	14,756,716	9,783,728	32,528	17,905	2,059,136	1,514,706	16,308,845	11,146,217
1.0 Personnel Costs	89	89	-381	-378	121,487	107,817	2,269	2,396	33,429	20,158	156,893	130,082
2.0 Personnel Support Costs	12	10	-1,858	7,663	798,559	502,645	3,787	3,208	241,666	154,370	1,042,166	667,896
3.0 Operating Support Costs	-2,354	9,345	-386,188	-341,808	11,057,313	6,292,722	25,455	11,645	1,606,715	1,200,058	12,300,941	7,171,962
4.0 Transportation Costs	0	5	-1,392	624	1,164,626	766,945	1,017	656	120,207	87,885	1,284,458	856,115
6.0 Investment Costs	0	0	0	0	84	84	0	0	0	0	84	84
7.0 Other Support Costs	0	0	-147,463	154,328	1,614,647	2,113,515	0	0	57,119	52,235	1,524,303	2,320,078
1.2.1 Civilian Premium Pay	88	88	0	-1	94,202	78,331	268	250	24,842	11,523	119,400	90,191
1.2.2 Civilian Temporary Hires	1	1	-381	-377	27,285	29,486	2,001	2,146	8,587	8,635	37,493	39,891
1.0 Personnel Sub-Total	89	89	-381	-378	121,487	107,817	2,269	2,396	33,429	20,158	156,893	130,082
2.1 Temporary Duty (TDY)/Additional Duty (TAD)	10	8	1,038	558	400,991	271,531	3,770	3,140	46,583	31,786	452,392	307,023
2.2 Clothing and Other Personnel Equipment & Supplies	0	0	-1	-3	109,107	12,005	0	0	1,240	95	110,346	12,097
2.3 Medical Support/Health Services	0	0	-1,549	5,708	183,636	161,196	17	68	5,463	4,696	187,567	171,668
2.4 Reserve Component Activation/Deactivation	0	0	0	0	5,269	3,383	0	0	0	0	5,269	3,383
2.5 Other Personnel Support	2	2	-1,346	1,400	97,674	55,291	0	0	188,380	117,793	284,710	174,486
2.6 Rest & Recreation	0	0	0	0	566	566	0	0	0	0	566	566
2.7 Body Armor	0	0	0	0	1,316	-1,327	0	0	0	0	1,316	-1,327
2.0 Personnel Support Sub-Total	12	10	-1,858	7,663	798,559	502,645	3,787	3,208	241,666	154,370	1,042,166	667,896
3.1 Training	0	0	-22	-61	275,882	57,592	20	0	3,717	1,219	279,597	58,750
3.1.0 Care-in-Store	0	0	22	0	11,059	0	0	0	0	0	11,081	0
3.2 Operations (OPTEMPO) (Fuel, Other POL, Parts)	0	0	-3,584	-2,188	1,310,555	982,600	9,019	8,362	842,420	769,872	2,158,410	1,758,646
3.2.1 MRAP Vehicles Operation	0	0	0	0	13,348	1,140	0	0	0	0	13,348	1,140
3.3 Other Supplies & Equipment	-99	7	-2,330	1,425	863,840	734,372	132	97	109,812	69,175	971,355	805,076
3.4 Facilities/Base Support	0	0	-1,915	1,016	499,750	225,824	3,458	394	58,211	37,079	559,504	264,313
3.5.1 Organization Level Maintenance	0	0	-4	0	75,144	63,829	0	0	0	0	75,140	63,829
3.5.2 Intermediate Level Maintenance	0	0	-1	0	179,791	49,296	0	7	23,111	179,797	72,407	
3.5.3 Depot Level Maintenance	-202	656	-358,220	-330,075	2,960,990	1,668,699	0	0	65,523	36,410	2,668,091	1,375,690
3.5.4 Contractor Logistics Support	0	0	-1,426	908	752,699	401,866	5,521	561	97,947	45,000	854,741	448,335
3.5.6 MRAP Vehicles Equipment Maintenance	0	0	-253	23	54,023	7,436	0	0	0	0	53,770	7,459
3.6 (C4I)	-621	8,253	-4,834	396	1,085,624	923,884	182	73	135,196	101,121	1,215,547	1,033,727
3.7 Other Services and Miscellaneous Contracts	-1,432	429	-13,621	-13,252	2,908,972	1,176,105	7,123	2,158	293,629	117,071	3,194,671	1,282,511
3.8 IED Operation	0	0	0	0	387	79	0	0	126	0	513	79
3.9 Psychological Operations (Information Operations)	0	0	0	0	65,249	0	0	0	127	0	65,376	0
3.0 Operating Support Sub-Total	-2,354	9,345	-386,188	-341,808	11,057,313	6,292,722	25,455	11,645	1,606,715	1,200,058	12,300,941	7,171,962
4.1 Airlift	0	5	-80	80	604,568	494,733	0	0	51,487	57,656	655,975	552,474
4.2 Sealift	0	0	-1	-52	56,865	42,877	0	0	0	0	56,864	42,825
4.4 Port Handling/Inland Transportation	0	0	124	582	150,075	42,878	1,017	656	62,769	27,529	213,985	71,645
4.5 Other Transportation	0	0	-1,335	21	58,047	52,832	0	0	4,806	2,689	61,518	55,542
4.6 Second Destination Transportation	0	0	-100	-7	293,366	131,595	0	0	1,144	10	294,410	131,598
4.7 MRAP Vehicles Transportation	0	0	0	0	14	0	0	0	0	0	14	0
4.8 Retrograde of Personnel and Equipment	0	0	0	0	1,691	2,030	0	0	1	1	1,692	2,031
4.0 Transportation Sub-Total	0	5	-1,392	624	1,164,626	766,945	1,017	656	120,207	87,885	1,284,458	856,115
6.2.1 Basic Research	0	0	0	0	84	84	0	0	0	0	84	84
6.0 Investment Sub-Total	0	0	0	0	84	84	0	0	0	0	84	84
7.1.90 Coalition Readiness Support Program (CRSP)	0	0	0	0	7,998	7,998	0	0	0	0	7,998	7,998
7.2.1 Transportation Support	0	0	-17,178	24,729	9,420	7,700	0	0	0	0	-7,758	32,429
7.2.2 Logistic Support	0	0	-2,548	98,767	24,700	24,701	0	0	0	0	22,152	123,468
7.3.02 Defense Forces Sustainment	0	0	-90,534	6	771,692	874,777	0	0	0	0	681,158	874,783
7.3.03 Defense Forces Infrastructure	0	0	-2,399	1	1,657	9,907	0	0	0	0	-742	9,908
7.3.04 Defense Forces Equipment and Transportation	0	0	0	0	342,475	373,432	0	0	0	0	342,475	373,432
7.3.05 Defense Forces Training and Operations	0	0	-63	0	326,396	278,455	0	0	0	0	326,333	278,455
7.3.07 Interior Forces Sustainment	0	0	-34,738	-3,118	68,158	224,073	0	0	0	0	33,420	220,955
7.3.08 Interior Forces Infrastructure	0	0	-141	-3	-8,590	12,807	0	0	0	0	-8,731	12,804
7.3.09 Interior Forces Equipment	0	0	0	0	15,344	25,736	0	0	0	0	15,344	25,736
7.3.10 Interior Forces Training and Operations	0	0	-340	0	54,852	59,136	0	0	0	0	54,512	59,136
7.3.14 Detainee Operations Sustainment	0	0	0	0	-1,016	-5	0	0	0	0	-1,016	-5

COST OF WAR
Operation and Maintenance (O&M) Summary Execution by Operation and Cost Breakdown Structure (CBS)
Fiscal Year 2007 - 2018
(Amounts in Thousands)
As of March 31, 2018

	Operation New Dawn (OND) / Post-OND Iraq Activities		Operation Enduring Freedom		Operation Freedom's Sentinel		Operation Noble Eagle		Operation Inherent Resolve		Summary	
	Obligations Year to Date	Disbursements Year to Date	Obligations Year to Date	Disbursements Year to Date	Obligations Year to Date	Disbursements Year to Date	Obligations Year to Date	Disbursements Year to Date	Obligations Year to Date	Disbursements Year to Date	Obligations Year to Date	Disbursements Year to Date
CBS Summary												
7.3.20 Other	0	0	70	-1	0	213,909	0	0	0	0	70	213,908
7.4.1 Afghanistan (CERP)	0	0	0	0	1,561	889	0	0	0	0	1,561	889
7.5.1 Afghanistan Infrastructure Fund - Power	0	0	332	33,871	0	0	0	0	0	0	332	33,871
7.5.3 Afghanistan Infrastructure Fund - Water	0	0	76	76	0	0	0	0	0	0	76	76
7.6.1 Trainee Equip/Support	0	0	0	0	0	0	0	0	1	1	1	1
7.6.2 U.S. Trainer/Enabler	0	0	0	0	0	0	0	0	57,169	21,114	57,169	21,114
7.7.1 Defense Forces	0	0	0	0	0	0	0	0	-51	31,120	-51	31,120
7.0 Other Support Sub-Total	0	0	-147,463	154,328	1,614,647	2,113,515	0	0	57,119	52,235	1,524,303	2,320,078

COST OF WAR
Operation and Maintenance (O&M) Summary Execution by Operation, Component, and Cost Breakdown Structure (CBS)
Fiscal Year 2007 - 2018
(Amounts in Thousands)
As of March 31, 2018

Component	Operation New Dawn (OND) / Post-OND Iraq Activities		Operation Enduring Freedom		Operation Freedom's Sentinel		Operation Noble Eagle		Operation Inherent Resolve		Summary	
	Obligations Year To Date	Disbursements Year To Date	Obligations Year To Date	Disbursements Year To Date	Obligations Year To Date	Disbursements Year To Date	Obligations Year To Date	Disbursements Year To Date	Obligations Year To Date	Disbursements Year To Date	Obligations Year To Date	Disbursements Year To Date
Grand Total	-2,253	9,449	-537,282	-179,571	14,756,716	9,783,728	32,528	17,905	2,059,136	1,514,706	16,308,845	11,146,217
Army Total	-520	8,323	-134,461	32,777	6,758,644	3,933,757	21,820	7,059	924,042	416,016	7,569,525	4,397,932
1.2.1 Civilian Premium Pay	88	88	0	0	43,380	32,857	268	250	21,570	8,440	65,306	41,635
1.2.2 Civilian Temporary Hires	0	0	0	0	399	459	0	0	190	190	589	649
1.0 Personnel Sub-Total	88	88	0	0	43,779	33,316	268	250	21,760	8,630	65,895	42,284
2.1 Temporary Duty (TDY)/Additional Duty (TAD)	11	8	259	288	111,660	64,787	3,128	2,543	16,384	8,738	131,442	76,364
2.2 Clothing and Other Personnel Equipment & Supplies	0	0	0	0	102,037	2,214	0	0	619	0	102,656	2,214
2.3 Medical Support/Health Services	0	0	-16	0	34,326	17,293	0	0	5,714	4,075	40,024	21,368
2.4 Reserve Component Activation/Deactivation	0	0	0	0	4,661	2,893	0	0	0	0	4,661	2,893
2.5 Other Personnel Support	2	2	0	0	16,786	3,427	0	0	170,258	104,559	187,046	107,988
2.6 Rest & Recreation	0	0	0	0	566	566	0	0	0	0	566	566
2.0 Personnel Support Sub-Total	13	10	243	288	270,036	91,180	3,128	2,543	192,975	117,372	466,395	211,393
3.1 Training	0	0	-18	-1	193,300	11,633	20	0	43	43	193,345	11,675
3.1.0 Care-in-Store	0	0	0	0	11,059	0	0	0	0	0	11,059	0
3.2 Operations (OPTEMPO) (Fuel, Other POL, Parts)	0	0	-20	0	583,630	350,680	992	335	135,403	87,281	720,005	438,296
3.3 Other Supplies & Equipment	0	0	69	78	305,844	149,003	121	91	76,166	31,296	382,200	180,468
3.4 Facilities/Base Support	0	0	-1	0	314,114	48,641	3,448	392	42,196	15,171	359,757	64,204
3.5.1 Organization Level Maintenance	0	0	0	0	6,335	3,763	0	0	0	0	6,335	3,763
3.5.2 Intermediate Level Maintenance	0	0	0	0	142,572	30,027	0	0	0	0	142,572	30,027
3.5.3 Depot Level Maintenance	0	0	0	0	379,850	72,893	0	0	2,028	1,508	381,878	74,401
3.5.4 Contractor Logistics Support	0	0	-1,201	0	540,408	125,255	5,521	561	69,150	2,532	613,878	128,348
3.5.6 MRAP Vehicles Equipment Maintenance	0	0	0	0	10,881	1,378	0	0	0	0	10,881	1,378
3.6 (C4I)	-621	8,225	-1,486	70	578,673	338,703	182	73	118,421	62,970	695,169	410,041
3.7 Other Services and Miscellaneous Contracts	0	0	-4,309	1,510	1,250,612	365,472	7,123	2,158	144,924	9,517	1,398,350	378,657
3.9 Psychological Operations (Information Operations)	0	0	0	0	64,862	0	0	0	0	0	64,862	0
3.0 Operating Support Sub-Total	-621	8,225	-6,966	1,657	4,382,140	1,497,448	17,407	3,610	588,331	210,318	4,980,291	1,721,258
4.1 Airlift	0	0	0	0	90,822	88,129	0	0	0	0	90,822	88,129
4.4 Port Handling/Inland Transportation	0	0	-1	0	120,935	35,053	1,017	656	62,682	27,507	184,633	63,216
4.5 Other Transportation	0	0	0	0	55	2	0	0	0	0	55	2
4.6 Second Destination Transportation	0	0	0	0	278,348	115,513	0	0	1,144	10	279,492	115,523
4.0 Transportation Sub-Total	0	0	-1	0	490,160	238,697	1,017	656	63,826	27,517	555,002	266,870
7.3.02 Defense Forces Sustainment	0	0	-90,534	6	771,692	874,777	0	0	874,777	0	681,158	874,783
7.3.03 Defense Forces Infrastructure	0	0	-2,399	1	1,657	9,907	0	0	0	0	-742	9,908
7.3.04 Defense Forces Equipment and Transportation	0	0	0	0	342,475	373,432	0	0	0	0	342,475	373,432
7.3.05 Defense Forces Training and Operations	0	0	-63	0	326,396	278,455	0	0	0	0	326,333	278,455
7.3.07 Interior Forces Sustainment	0	0	-34,738	-3,118	68,158	224,073	0	0	0	0	33,420	220,955
7.3.08 Interior Forces Infrastructure	0	0	-141	-3	-8,590	12,807	0	0	0	0	-8,731	12,804
7.3.09 Interior Forces Equipment	0	0	0	0	15,344	25,736	0	0	0	0	15,344	25,736
7.3.10 Interior Forces Training and Operations	0	0	-340	0	54,852	59,136	0	0	0	0	54,512	59,136
7.3.14 Detainee Operations Sustainment	0	0	0	0	-1,016	-5	0	0	0	0	-1,016	-5
7.3.20 Other	0	0	70	-1	0	213,909	0	0	0	0	70	213,908
7.4.1 Afghanistan (CERP)	0	0	0	0	1,561	889	0	0	0	0	1,561	889
7.5.1 Afghanistan Infrastructure Fund - Power	0	0	332	33,871	0	0	0	0	0	0	332	33,871
7.5.3 Afghanistan Infrastructure Fund - Water	0	0	76	76	0	0	0	0	0	0	76	76
7.6.1 Trainee Equip/Support	0	0	0	0	0	0	0	0	1	1	1	1
7.6.2 U.S. Trainer/Enabler	0	0	0	0	0	0	0	0	57,200	21,058	57,200	21,058
7.7.1 Defense Forces	0	0	0	0	0	0	0	0	-51	31,120	-51	31,120
7.0 Other Support Sub-Total	0	0	-127,737	30,832	1,572,529	2,073,116	0	0	57,150	52,179	1,501,942	2,156,127
Navy/Marine Corps Total	-202	656	-3,317	5,831	3,200,169	1,798,712	0	0	192,328	128,097	3,388,978	1,933,296
Navy Total	0	0	0	0	2,786,191	1,408,375	0	0	150,398	90,777	2,936,589	1,499,152
1.2.1 Civilian Premium Pay	0	0	0	0	23,894	22,472	0	0	0	0	23,894	22,472
1.0 Personnel Sub-Total	0	0	0	0	23,894	22,472	0	0	0	0	23,894	22,472
2.1 Temporary Duty (TDY)/Additional Duty (TAD)	0	0	0	0	51,123	29,441	0	0	2,814	2,738	53,937	32,179
2.2 Clothing and Other Personnel Equipment & Supplies	0	0	0	0	2,074	1,266	0	0	0	0	2,074	1,266
2.3 Medical Support/Health Services	0	0	0	0	2,392	1,272	0	0	0	0	2,392	1,272
2.4 Reserve Component Activation/Deactivation	0	0	0	0	598	436	0	0	0	0	598	436
2.5 Other Personnel Support	0	0	0	0	1,444	101	0	0	0	0	1,444	101

COST OF WAR
Operation and Maintenance (O&M) Summary Execution by Operation, Component, and Cost Breakdown Structure (CBS)
Fiscal Year 2007 - 2018
(Amounts in Thousands)
As of March 31, 2018

Component	Operation New Dawn (OND) / Post-OND Iraq Activities		Operation Enduring Freedom		Operation Freedom's Sentinel		Operation Noble Eagle		Operation Inherent Resolve		Summary	
	Obligations Year To Date	Disbursements Year To Date	Obligations Year To Date	Disbursements Year To Date	Obligations Year To Date	Disbursements Year To Date	Obligations Year To Date	Disbursements Year To Date	Obligations Year To Date	Disbursements Year To Date	Obligations Year To Date	Disbursements Year To Date
2.7 Body Armor	0	0	0	0	1,390	0	0	0	0	0	1,390	0
2.0 Personnel Support Sub-Total	0	0	0	0	59,021	32,516	0	0	2,814	2,738	61,835	35,254
3.1 Training	0	0	0	0	19,082	10,115	0	0	21	0	19,103	10,115
3.2 Operations (OPTEMPO) (Fuel, Other POL, Parts)	0	0	0	0	449,026	382,433	0	0	88,955	77,752	537,981	460,185
3.3 Other Supplies & Equipment	0	0	0	0	201,885	147,041	0	0	178	178	202,063	147,219
3.4 Facilities/Base Support	0	0	0	0	91,596	31,833	0	0	0	0	91,596	31,833
3.5.1 Organization Level Maintenance	0	0	0	0	67,996	59,152	0	0	0	0	67,996	59,152
3.5.2 Intermediate Level Maintenance	0	0	0	0	25,698	15,067	0	0	0	0	25,698	15,067
3.5.3 Depot Level Maintenance	0	0	0	0	1,551,640	608,687	0	0	26,608	8,364	1,578,248	617,051
3.5.4 Contractor Logistics Support	0	0	0	0	3,269	1,195	0	0	1,000	0	4,269	1,195
3.6 (C4I)	0	0	0	0	44,650	17,556	0	0	2,293	1,185	46,943	18,741
3.7 Other Services and Miscellaneous Contracts	0	0	0	0	149,044	22,003	0	0	27,716	0	176,760	22,003
3.8 IED Operation	0	0	0	0	387	79	0	0	126	0	513	79
3.9 Psychological Operations (Information Operations)	0	0	0	0	387	0	0	0	127	0	514	0
3.0 Operating Support Sub-Total	0	0	0	0	2,604,660	1,295,161	0	0	147,024	87,479	2,751,684	1,382,640
4.1 Airlift	0	0	0	0	43,165	18,636	0	0	560	560	43,725	19,196
4.2 Sealift	0	0	0	0	49,138	38,786	0	0	0	0	49,138	38,786
4.4 Port Handling/Inland Transportation	0	0	0	0	4,000	0	0	0	0	0	4,000	0
4.5 Other Transportation	0	0	0	0	2,068	627	0	0	0	0	2,068	627
4.6 Second Destination Transportation	0	0	0	0	245	177	0	0	0	0	245	177
4.0 Transportation Sub-Total	0	0	0	0	98,616	58,226	0	0	560	560	99,176	58,786
Marine Corps Total	-202	656	-3,317	5,831	413,978	390,337	0	0	41,930	37,320	452,389	434,144
1.2.1 Civilian Premium Pay	0	0	0	-1	349	323	0	0	12	12	361	334
1.2.2 Civilian Temporary Hires	0	0	0	1	-26	-1	0	0	0	0	-26	0
1.0 Personnel Sub-Total	0	0	0	0	323	322	0	0	12	12	335	334
2.1 Temporary Duty (TDY)/Additional Duty (TAD)	0	0	-17	83	41,738	28,023	0	0	3,080	988	44,801	29,094
2.2 Clothing and Other Personnel Equipment & Supplies	0	0	-1	14	2,603	4,978	0	0	0	0	2,602	4,992
2.3 Medical Support/Health Services	0	0	0	0	4,107	2,596	0	0	134	47	4,241	2,643
2.4 Reserve Component Activation/Deactivation	0	0	0	10	10	54	0	0	0	0	10	54
2.5 Other Personnel Support	0	0	0	0	9,487	3,652	0	0	5,462	1,680	14,949	5,332
2.0 Personnel Support Sub-Total	0	0	-18	97	57,945	39,303	0	0	8,676	2,715	66,603	42,115
3.1 Training	0	0	145	10	17,831	14,616	0	0	525	102	18,501	14,728
3.2 Operations (OPTEMPO) (Fuel, Other POL, Parts)	0	0	-68	919	47,047	31,583	0	0	40	35	47,019	32,537
3.2.1 MRAP Vehicles Operation	0	0	0	0	13,348	1,140	0	0	0	0	13,348	1,140
3.3 Other Supplies & Equipment	0	0	-34	22	50,546	43,159	0	0	925	405	51,437	43,586
3.4 Facilities/Base Support	0	0	-4	4	6,360	50,400	0	0	0	0	6,356	50,404
3.5.1 Organization Level Maintenance	0	0	0	0	704	807	0	0	0	0	704	807
3.5.2 Intermediate Level Maintenance	0	0	-1	0	9,950	3,021	0	0	0	23,111	9,949	26,132
3.5.3 Depot Level Maintenance	-202	656	67	3,767	11,922	60,827	0	0	20,125	10,479	31,912	75,729
3.5.4 Contractor Logistics Support	0	0	-141	555	16,427	26,748	0	0	0	0	16,286	27,303
3.5.6 MRAP Vehicles Equipment Maintenance	0	0	-253	23	2,220	1,823	0	0	0	0	1,967	1,846
3.6 (C4I)	0	0	0	0	7,521	3,695	0	0	0	0	7,521	3,695
3.7 Other Services and Miscellaneous Contracts	0	0	-2,904	426	116,945	74,731	0	0	11,627	461	125,668	75,618
3.0 Operating Support Sub-Total	-202	656	-3,193	5,726	300,821	312,550	0	0	33,242	34,593	330,668	353,525
4.1 Airlift	0	0	0	0	8,078	2,333	0	0	0	0	8,078	2,333
4.2 Sealift	0	0	0	0	3,500	0	0	0	0	0	3,500	0
4.4 Port Handling/Inland Transportation	0	0	0	0	281	143	0	0	0	0	281	143
4.5 Other Transportation	0	0	-6	15	27,347	18,580	0	0	0	0	27,341	18,595
4.6 Second Destination Transportation	0	0	-100	-7	14,688	15,880	0	0	0	0	14,588	15,873
4.7 MRAP Vehicles Transportation	0	0	0	0	14	0	0	0	0	0	14	0
4.8 Retrograde of Personnel and Equipment	0	0	0	0	981	1,226	0	0	0	0	981	1,226
4.0 Transportation Sub-Total	0	0	-106	8	54,889	38,162	0	0	0	0	54,783	38,170
Air Force Total	-1,531	470	-369,479	-333,686	3,348,156	3,071,496	10,708	10,846	774,662	834,348	3,762,516	3,583,474
1.2.2 Civilian Temporary Hires	1	1	-381	-378	20,366	23,003	2,001	2,146	3,833	3,911	25,820	28,683
1.0 Personnel Sub-Total	1	1	-381	-378	20,366	23,003	2,001	2,146	3,833	3,911	25,820	28,683
2.1 Temporary Duty (TDY)/Additional Duty (TAD)	-1	0	895	189	109,894	91,317	642	597	11,217	10,135	122,647	102,238
2.2 Clothing and Other Personnel Equipment & Supplies	0	0	0	-17	1,560	2,350	0	0	599	0	2,159	2,333

COST OF WAR
Operation and Maintenance (O&M) Summary Execution by Operation, Component, and Cost Breakdown Structure (CBS)
Fiscal Year 2007 - 2018
(Amounts in Thousands)
As of March 31, 2018

Component	Operation New Dawn (OND) / Post-OND Iraq Activities		Operation Enduring Freedom		Operation Freedom's Sentinel		Operation Noble Eagle		Operation Inherent Resolve		Summary	
	Obligations Year To Date	Disbursements Year To Date	Obligations Year To Date	Disbursements Year To Date	Obligations Year To Date	Disbursements Year To Date	Obligations Year To Date	Disbursements Year To Date	Obligations Year To Date	Disbursements Year To Date	Obligations Year To Date	Disbursements Year To Date
2.3 Medical Support/Health Services	0	0	0	-1	9,096	9,415	17	68	-912	553	8,201	10,035
2.5 Other Personnel Support	0	0	-517	278	58,609	40,331	0	0	12,660	11,554	70,752	52,163
2.7 Body Armor	0	0	0	0	-74	-1,327	0	0	0	0	-74	-1,327
2.0 Personnel Support Sub-Total	-1	0	378	449	179,085	142,086	659	665	23,564	22,242	203,685	165,442
3.1 Training	0	0	-79	-70	34,251	15,286	0	0	1,770	633	35,942	15,849
3.2 Operations (OPTEMPO) (Fuel, Other POL, Parts)	0	0	-3,500	-3,500	177,800	189,201	8,027	8,027	574,934	574,087	757,261	767,815
3.3 Other Supplies & Equipment	-99	7	-1,205	864	255,069	352,334	11	6	20,045	32,867	273,821	386,078
3.4 Facilities/Base Support	0	0	-1,869	1,037	85,589	93,956	10	2	16,015	21,908	99,745	116,903
3.5.3 Depot Level Maintenance	0	0	-358,287	-333,841	991,819	908,702	0	0	16,762	16,059	650,294	590,920
3.6 (C4I)	0	28	-1,741	257	347,567	509,456	0	0	4,129	24,387	349,955	534,128
3.7 Other Services and Miscellaneous Contracts	-1,432	429	-1,392	1,423	837,995	471,495	0	0	75,453	90,560	910,624	563,907
3.0 Operating Support Sub-Total	-1,531	464	-368,073	-333,830	2,730,090	2,540,430	8,048	8,035	709,108	760,561	3,077,642	2,975,600
4.1 Airlift	0	5	-74	67	369,102	326,043	0	0	33,527	44,957	402,555	371,072
4.2 Sealfit	0	0	-1	0	3	0	0	0	0	0	2	0
4.4 Port Handling/Inland Transportation	0	0	0	0	22,887	6,561	0	0	0	0	22,887	6,561
4.5 Other Transportation	0	0	-1,328	6	25,913	32,569	0	0	4,660	2,680	29,245	35,255
4.8 Retrograde of Personnel and Equipment	0	0	0	0	804	0	0	0	1	1	711	805
4.0 Transportation Sub-Total	0	5	-1,403	73	418,615	365,977	0	0	38,188	47,638	455,400	413,693
7.6.2 U.S. Trainer/Enabler	0	0	0	0	0	0	0	0	-31	56	-31	56
7.0 Other Support Sub-Total	0	0	0	0	0	0	0	0	-31	56	-31	56
Defense Health Program Total	0	0	-1,513	5,709	131,497	129,680	0	0	0	0	129,984	135,389
2.3 Medical Support/Health Services	0	0	-1,513	5,709	131,497	129,680	0	0	0	0	129,984	135,389
2.0 Personnel Support Sub-Total	0	0	-1,513	5,709	131,497	129,680	0	0	0	0	129,984	135,389
DODIG Total	0	0	-21	0	2,813	2,860	0	0	5,611	5,750	8,403	8,610
1.2.1 Civilian Premium Pay	0	0	0	0	444	444	0	0	808	808	1,252	1,252
1.2.2 Civilian Temporary Hires	0	0	0	0	2,258	2,259	0	0	4,194	4,193	6,452	6,452
1.0 Personnel Sub-Total	0	0	0	0	2,702	2,703	0	0	5,002	5,001	7,704	7,704
2.1 Temporary Duty (TDY)/Additional Duty (TAD)	0	0	-33	0	122	95	0	0	604	592	693	687
2.2 Clothing and Other Personnel Equipment & Supplies	0	0	0	0	0	0	0	0	5	57	5	57
2.0 Personnel Support Sub-Total	0	0	-33	0	122	95	0	0	609	649	698	744
3.1 Training	0	0	0	0	2	2	0	0	0	0	2	2
3.1.0 Care-in-Store	0	0	22	0	0	0	0	0	0	0	22	0
3.3 Other Supplies & Equipment	0	0	-5	0	3	3	0	0	0	0	-2	3
3.6 (C4I)	0	0	-5	0	0	3	0	0	0	21	-5	24
3.7 Other Services and Miscellaneous Contracts	0	0	0	0	-16	54	0	0	0	79	-16	133
3.0 Operating Support Sub-Total	0	0	12	0	-11	62	0	0	0	100	1	162
Defense Agency Total	0	0	-28,491	109,798	1,315,437	847,223	0	0	162,493	130,495	1,449,439	1,087,516
1.2.1 Civilian Premium Pay	0	0	0	0	26,135	22,235	0	0	2,452	2,263	28,587	24,498
1.2.2 Civilian Temporary Hires	0	0	0	0	4,288	3,766	0	0	370	341	4,658	4,107
1.0 Personnel Sub-Total	0	0	0	0	30,423	26,001	0	0	2,822	2,604	33,245	28,605
2.1 Temporary Duty (TDY)/Additional Duty (TAD)	0	0	-66	-2	86,454	57,868	0	0	12,484	8,595	98,872	66,461
2.2 Clothing and Other Personnel Equipment & Supplies	0	0	0	0	833	1,197	0	0	17	38	850	1,235
2.3 Medical Support/Health Services	0	0	-20	0	2,218	940	0	0	527	21	2,725	961
2.5 Other Personnel Support	0	0	-829	1,122	11,348	7,780	0	0	0	0	10,519	8,902
2.0 Personnel Support Sub-Total	0	0	-915	1,120	100,853	67,785	0	0	13,028	8,654	112,966	77,559
3.1 Training	0	0	-70	0	11,416	5,940	0	0	1,358	441	12,704	6,381
3.2 Operations (OPTEMPO) (Fuel, Other POL, Parts)	0	0	4	393	53,052	28,703	0	0	43,088	30,717	96,144	59,813
3.3 Other Supplies & Equipment	0	0	-1,155	461	50,493	42,832	0	0	12,498	4,429	61,836	47,722
3.4 Facilities/Base Support	0	0	-41	-25	2,091	994	0	0	0	0	2,050	969
3.5.1 Organization Level Maintenance	0	0	-4	0	109	107	0	0	0	0	105	107
3.5.2 Intermediate Level Maintenance	0	0	0	0	1,571	1,181	0	0	7	0	1,578	1,181
3.5.3 Depot Level Maintenance	0	0	0	-1	25,759	17,590	0	0	0	0	25,759	17,589
3.5.4 Contractor Logistics Support	0	0	-84	353	192,595	248,668	0	0	27,797	42,468	220,308	291,489
3.5.6 MRAP Vehicles Equipment Maintenance	0	0	0	0	40,922	4,235	0	0	0	0	40,922	4,235
3.6 (C4I)	0	0	-1,602	69	107,213	54,471	0	0	10,353	12,558	115,964	67,098

COST OF WAR
Operation and Maintenance (O&M) Summary Execution by Operation, Component, and Cost Breakdown Structure (CBS)
Fiscal Year 2007 - 2018
(Amounts in Thousands)
As of March 31, 2018

Component	Operation New Dawn (OND) / Post-OND Iraq Activities		Operation Enduring Freedom		Operation Freedom's Sentinel		Operation Noble Eagle		Operation Inherent Resolve		Summary	
	Obligations Year To Date	Disbursements Year To Date	Obligations Year To Date	Disbursements Year To Date	Obligations Year To Date	Disbursements Year To Date	Obligations Year To Date	Disbursements Year To Date	Obligations Year To Date	Disbursements Year To Date	Obligations Year To Date	Disbursements Year To Date
3.7 Other Services and Miscellaneous Contracts	0	0	-5,016	-16,611	554,392	242,350	0	0	33,909	16,454	583,285	242,193
3.0 Operating Support Sub-Total	0	0	-7,968	-15,361	1,039,613	647,071	0	0	129,010	107,067	1,160,655	738,777
4.1 Airlift	0	0	-6	13	93,401	59,592	0	0	17,400	12,139	110,795	71,744
4.2 Sealift	0	0	0	-52	4,224	4,091	0	0	0	0	4,224	4,039
4.4 Port Handling/Inland Transportation	0	0	125	582	1,972	1,121	0	0	87	22	2,184	1,725
4.5 Other Transportation	0	0	-1	0	2,664	1,054	0	0	146	9	2,809	1,063
4.6 Second Destination Transportation	0	0	0	0	85	25	0	0	0	0	85	25
4.0 Transportation Sub-Total	0	0	118	543	102,346	65,883	0	0	17,633	12,170	120,097	78,596
6.2.1 Basic Research	0	0	0	0	84	84	0	0	0	0	84	84
6.0 Investment Sub-Total	0	0	0	0	84	84	0	0	0	0	84	84
7.1.90 Coalition Readiness Support Program (CRSP)	0	0	0	0	7,998	7,998	0	0	0	0	7,998	7,998
7.2.1 Transportation Support	0	0	-17,178	24,729	9,420	7,700	0	0	0	0	-7,758	32,429
7.2.2 Logistic Support	0	0	-2,548	98,767	24,700	24,701	0	0	0	0	22,152	123,468
7.0 Other Support Sub-Total	0	0	-19,726	123,496	42,118	40,399	-19,000	0	0	0	22,392	163,895

COST OF WAR
Operation and Maintenance (O&M) Summary Execution by Operation, Component, Appropriation and Cost Breakdown Structure (CBS)
Fiscal Year 2007 - 2018
(Amounts in Thousands)
As of March 31, 2018

Component and Appropriation	Operation New Dawn (OND) / Post-OND Iraq Activities		Operation Enduring Freedom		Operation Freedom's Sentinel		Operation Noble Eagle		Operation Inherent Resolve		Summary	
	Obligations Year to Date	Disbursements Year to Date	Obligations Year to Date	Disbursements Year to Date	Obligations Year to Date	Disbursements Year to Date	Obligations Year to Date	Disbursements Year to Date	Obligations Year to Date	Disbursements Year to Date	Obligations Year to Date	Disbursements Year to Date
Grand Total	-2,253	9,449	-537,282	-179,571	14,756,716	9,783,728	32,528	17,905	2,059,136	1,514,706	16,308,845	11,146,217
Army Total	-520	8,323	-134,461	32,777	6,758,644	3,933,757	21,820	7,059	924,042	416,016	7,569,525	4,397,932
Army Active Total	-520	8,323	-134,383	32,777	6,704,478	3,912,888	21,820	7,059	924,042	416,016	7,515,437	4,377,063
Operation and Maintenance, Army												
1.2.1 Civilian Premium Pay	88	88	0	0	43,351	32,831	268	250	21,570	8,440	65,277	41,609
1.2.2 Civilian Temporary Hires	0	0	0	0	399	459	0	0	190	190	589	649
1.0 Personnel Sub-Total	88	88	0	0	43,750	33,290	268	250	21,760	8,630	65,866	42,258
2.1 Temporary Duty (TDY)/Additional Duty (TAD)	11	8	259	288	108,280	62,475	3,128	2,543	16,384	8,738	128,062	74,052
2.2 Clothing and Other Personnel Equipment & Supplies	0	0	0	0	101,924	2,127	0	0	619	0	102,543	2,127
2.3 Medical Support/Health Services	0	0	-16	0	32,904	16,981	0	0	5,714	4,075	38,602	21,056
2.4 Reserve Component Activation/Deactivation	0	0	0	0	4	3	0	0	0	0	4	3
2.5 Other Personnel Support	2	2	0	0	12,559	3,271	0	0	170,258	104,559	182,819	107,832
2.6 Rest & Recreation	0	0	0	0	566	566	0	0	0	0	566	566
2.0 Personnel Support Sub-Total	13	10	243	288	256,237	85,423	3,128	2,543	192,975	117,372	452,596	205,636
3.1 Training	0	0	-18	-1	193,113	11,585	20	0	43	43	193,158	11,627
3.1.0 Care-in-Store	0	0	0	0	11,059	0	0	0	0	0	11,059	0
3.2 Operations (OPTEMPO) (Fuel, Other POL, Parts)	0	0	-20	0	565,720	341,945	992	335	135,403	87,281	702,095	429,561
3.3 Other Supplies & Equipment	0	0	69	78	299,547	147,690	121	91	76,166	31,296	375,903	179,155
3.4 Facilities/Base Support	0	0	-1	0	312,815	48,306	3,448	392	42,196	15,171	358,458	63,869
3.5.1 Organization Level Maintenance	0	0	0	0	6,335	3,763	0	0	0	0	6,335	3,763
3.5.2 Intermediate Level Maintenance	0	0	0	0	142,572	30,027	0	0	0	0	142,572	30,027
3.5.3 Depot Level Maintenance	0	0	0	0	379,850	72,893	0	0	2,028	1,508	381,878	74,401
3.5.4 Contractor Logistics Support	0	0	-1,201	0	540,279	125,187	5,521	561	69,150	2,532	613,749	128,280
3.5.6 MRAP Vehicles Equipment Maintenance	0	0	0	0	10,881	1,378	0	0	0	0	10,881	1,378
3.6 (C4I)	-621	8,225	-1,486	70	573,495	336,032	182	73	118,421	62,970	689,991	407,370
3.7 Other Services and Miscellaneous Contracts	0	0	-4,231	1,510	1,243,879	364,889	7,123	2,158	144,924	9,517	1,391,695	378,074
3.9 Psychological Operations (Information Operations)	0	0	0	0	64,862	0	0	0	0	0	64,862	0
3.0 Operating Support Sub-Total	-621	8,225	-6,888	1,657	4,344,407	1,483,695	17,407	3,610	588,331	210,318	4,942,636	1,707,505
4.1 Airlift	0	0	0	0	90,822	88,129	0	0	0	0	90,822	88,129
4.4 Port Handling/Inland Transportation	0	0	-1	0	118,330	33,720	1,017	656	62,682	27,507	182,028	61,883
4.5 Other Transportation	0	0	0	0	55	2	0	0	0	0	55	2
4.6 Second Destination Transportation	0	0	0	0	278,348	115,513	0	0	1,144	10	279,492	115,523
4.0 Transportation Sub-Total	0	0	-1	0	487,555	237,364	1,017	656	63,826	27,517	552,397	265,537
7.4.1 Afghanistan (CERP)	0	0	0	0	1,561	889	0	0	0	0	1,561	889
7.6.1 Trainee Equip/Support	0	0	0	0	0	0	0	0	1	1	1	1
7.6.2 U.S. Trainer/Enabler	0	0	0	0	0	0	0	0	57,200	21,058	57,200	21,058
7.0 Other Support Sub-Total	0	0	0	0	1,561	889	0	0	57,201	21,059	58,762	21,948
Afghanistan Security Forces Fund, Army												
7.3.02 Defense Forces Sustainment	0	0	-90,534	6	771,692	874,777	0	0	0	0	681,158	874,783
7.3.03 Defense Forces Infrastructure	0	0	-2,399	1	1,657	9,907	0	0	0	0	-742	9,908
7.3.04 Defense Forces Equipment and Transportation	0	0	0	0	342,475	373,432	0	0	0	0	342,475	373,432
7.3.05 Defense Forces Training and Operations	0	0	-63	0	326,396	278,455	0	0	0	0	326,333	278,455
7.3.07 Interior Forces Sustainment	0	0	-34,738	-3,118	68,158	224,073	0	0	0	0	33,420	220,955
7.3.08 Interior Forces Infrastructure	0	0	-141	-3	-8,590	12,807	0	0	0	0	-8,731	12,804
7.3.09 Interior Forces Equipment	0	0	0	0	15,344	25,736	0	0	0	0	15,344	25,736
7.3.10 Interior Forces Training and Operations	0	0	-340	0	54,852	59,136	0	0	0	0	54,512	59,136
7.3.14 Detainee Operations Sustainment	0	0	0	0	-1,016	-5	0	0	0	0	-1,016	-5
7.3.20 Other	0	0	70	-1	0	213,909	0	0	0	0	70	213,908
7.0 Other Support Sub-Total	0	0	-128,145	-3,115	1,570,968	2,072,227	0	0	0	0	1,442,823	2,069,112
Afghanistan Infrastructure Fund, Army												
7.5.1 Afghanistan Infrastructure Fund - Power	0	0	332	33,871	0	0	0	0	0	0	332	33,871
7.5.3 Afghanistan Infrastructure Fund - Water	0	0	76	76	0	0	0	0	0	0	76	76
7.0 Other Support Sub-Total	0	0	408	33,947	0	0	0	0	0	0	408	33,947
Iraq Train and Equip Fund												
7.7.1 Defense Forces	0	0	0	0	0	0	0	0	-51	31,120	-51	31,120

COST OF WAR
Operation and Maintenance (O&M) Summary Execution by Operation, Component, Appropriation and Cost Breakdown Structure (CBS)
Fiscal Year 2007 - 2018
(Amounts in Thousands)
As of March 31, 2018

Component and Appropriation	Operation New Dawn (OND) / Post-OND Iraq Activities		Operation Enduring Freedom		Operation Freedom's Sentinel		Operation Noble Eagle		Operation Inherent Resolve		Summary	
	Obligations Year to Date	Disbursements Year to Date	Obligations Year to Date	Disbursements Year to Date	Obligations Year to Date	Disbursements Year to Date	Obligations Year to Date	Disbursements Year to Date	Obligations Year to Date	Disbursements Year to Date	Obligations Year to Date	Disbursements Year to Date
7.0 Other Support Sub-Total	0	0	0	0	0	0	0	0	-51	31,120	-51	31,120
Army Reserve Total	0	0	0	0	11,032	3,905	0	0	0	0	11,032	3,905
Operation and Maintenance, Army Reserve												
2.1 Temporary Duty (TDY)/Additional Duty (TAD)	0	0	0	0	3,324	2,299	0	0	0	0	3,324	2,299
2.5 Other Personnel Support	0	0	0	0	4,187	154	0	0	0	0	4,187	154
2.0 Personnel Support Sub-Total	0	0	0	0	7,511	2,453	0	0	0	0	7,511	2,453
3.1 Training	0	0	0	0	80	0	0	0	0	0	80	0
3.2 Operations (OPTEMPO) (Fuel, Other POL, Parts)	0	0	0	0	15	4	0	0	0	0	15	4
3.3 Other Supplies & Equipment	0	0	0	0	125	61	0	0	0	0	125	61
3.4 Facilities/Base Support	0	0	0	0	755	277	0	0	0	0	755	277
3.6 (C4I)	0	0	0	0	11	11	0	0	0	0	11	11
3.7 Other Services and Miscellaneous Contracts	0	0	0	0	1,077	256	0	0	0	0	1,077	256
3.0 Operating Support Sub-Total	0	0	0	0	2,063	609	0	0	0	0	2,063	609
4.4 Port Handling/Inland Transportation	0	0	0	0	1,458	843	0	0	0	0	1,458	843
4.0 Transportation Sub-Total	0	0	0	0	1,458	843	0	0	0	0	1,458	843
Army National Guard Total	0	0	-78	0	43,134	16,964	0	0	0	0	43,056	16,964
Operation and Maintenance, Army Natl Guard												
1.2.1 Civilian Premium Pay	0	0	0	0	29	26	0	0	0	0	29	26
1.0 Personnel Sub-Total	0	0	0	0	29	26	0	0	0	0	29	26
2.1 Temporary Duty (TDY)/Additional Duty (TAD)	0	0	0	0	56	13	0	0	0	0	56	13
2.2 Clothing and Other Personnel Equipment & Supplies	0	0	0	0	113	87	0	0	0	0	113	87
2.3 Medical Support/Health Services	0	0	0	0	1,422	312	0	0	0	0	1,422	312
2.4 Reserve Component Activation/Deactivation	0	0	0	0	4,657	2,890	0	0	0	0	4,657	2,890
2.5 Other Personnel Support	0	0	0	0	40	2	0	0	0	0	40	2
2.0 Personnel Support Sub-Total	0	0	0	0	6,288	3,304	0	0	0	0	6,288	3,304
3.1 Training	0	0	0	0	107	48	0	0	0	0	107	48
3.2 Operations (OPTEMPO) (Fuel, Other POL, Parts)	0	0	0	0	17,895	8,731	0	0	0	0	17,895	8,731
3.3 Other Supplies & Equipment	0	0	0	0	6,172	1,252	0	0	0	0	6,172	1,252
3.4 Facilities/Base Support	0	0	0	0	544	58	0	0	0	0	544	58
3.5.4 Contractor Logistics Support	0	0	0	0	129	68	0	0	0	0	129	68
3.6 (C4I)	0	0	0	0	5,167	2,660	0	0	0	0	5,167	2,660
3.7 Other Services and Miscellaneous Contracts	0	0	-78	0	5,656	327	0	0	0	0	5,578	327
3.0 Operating Support Sub-Total	0	0	-78	0	35,670	13,144	0	0	0	0	35,592	13,144
4.4 Port Handling/Inland Transportation	0	0	0	0	1,147	490	0	0	0	0	1,147	490
4.0 Transportation Sub-Total	0	0	0	0	1,147	490	0	0	0	0	1,147	490
Navy/Marine Corps Total	-202	656	-3,317	5,831	3,200,169	1,798,712	0	0	192,328	128,097	3,388,978	1,933,296
Navy Total	0	0	0	0	2,786,191	1,408,375	0	0	150,398	90,777	2,936,589	1,499,152
Navy Active Total	0	0	0	0	2,771,762	1,403,240	0	0	150,398	90,777	2,922,160	1,494,017
Operation and Maintenance, Navy												
1.2.1 Civilian Premium Pay	0	0	0	0	23,894	22,472	0	0	0	0	23,894	22,472
1.0 Personnel Sub-Total	0	0	0	0	23,894	22,472	0	0	0	0	23,894	22,472
2.1 Temporary Duty (TDY)/Additional Duty (TAD)	0	0	0	0	51,123	29,441	0	0	2,814	2,738	53,937	32,179
2.2 Clothing and Other Personnel Equipment & Supplies	0	0	0	0	1,989	1,253	0	0	0	0	1,989	1,253
2.3 Medical Support/Health Services	0	0	0	0	2,392	1,272	0	0	0	0	2,392	1,272
2.5 Other Personnel Support	0	0	0	0	1,444	101	0	0	0	0	1,444	101
2.7 Body Armor	0	0	0	0	1,390	0	0	0	0	0	1,390	0
2.0 Personnel Support Sub-Total	0	0	0	0	58,338	32,067	0	0	2,814	2,738	61,152	34,805
3.1 Training	0	0	0	0	18,465	10,115	0	0	21	0	18,486	10,115
3.2 Operations (OPTEMPO) (Fuel, Other POL, Parts)	0	0	0	0	449,026	382,433	0	0	88,955	77,752	537,981	460,185
3.3 Other Supplies & Equipment	0	0	0	0	201,884	147,040	0	0	178	178	202,062	147,218
3.4 Facilities/Base Support	0	0	0	0	90,930	31,833	0	0	0	0	90,930	31,833
3.5.1 Organization Level Maintenance	0	0	0	0	67,996	59,152	0	0	0	0	67,996	59,152
3.5.2 Intermediate Level Maintenance	0	0	0	0	25,698	15,067	0	0	0	0	25,698	15,067

COST OF WAR
Operation and Maintenance (O&M) Summary Execution by Operation, Component, Appropriation and Cost Breakdown Structure (CBS)
Fiscal Year 2007 - 2018
(Amounts in Thousands)
As of March 31, 2018

Component and Appropriation	Operation New Dawn (OND) / Post-OND Iraq Activities		Operation Enduring Freedom		Operation Freedom's Sentinel		Operation Noble Eagle		Operation Inherent Resolve		Summary	
	Obligations Year to Date	Disbursements Year to Date	Obligations Year to Date	Disbursements Year to Date	Obligations Year to Date	Disbursements Year to Date	Obligations Year to Date	Disbursements Year to Date	Obligations Year to Date	Disbursements Year to Date	Obligations Year to Date	Disbursements Year to Date
3.5.3 Depot Level Maintenance	0	0	0	0	1,539,468	604,005	0	0	26,608	8,364	1,566,076	612,369
3.5.4 Contractor Logistics Support	0	0	0	0	3,269	1,195	0	0	1,000	0	4,269	1,195
3.6 (C4I)	0	0	0	0	44,650	17,556	0	0	2,293	1,185	46,943	18,741
3.7 Other Services and Miscellaneous Contracts	0	0	0	0	148,759	22,003	0	0	27,716	0	176,475	22,003
3.8 IED Operation	0	0	0	0	387	79	0	0	126	0	513	79
3.9 Psychological Operations (Information Operations)	0	0	0	0	387	0	0	0	127	0	514	0
3.0 Operating Support Sub-Total	0	0	0	0	2,590,919	1,290,478	0	0	147,024	87,479	2,737,943	1,377,957
4.1 Airlift	0	0	0	0	43,165	18,636	0	0	560	560	43,725	19,196
4.2 Sealift	0	0	0	0	49,138	38,786	0	0	0	0	49,138	38,786
4.4 Port Handling/Inland Transportation	0	0	0	0	4,000	0	0	0	0	0	4,000	0
4.5 Other Transportation	0	0	0	0	2,068	627	0	0	0	0	2,068	627
4.6 Second Destination Transportation	0	0	0	0	240	174	0	0	0	0	240	174
4.0 Transportation Sub-Total	0	0	0	0	98,611	58,223	0	0	560	560	99,171	58,783
Navy Reserve Total	0	0	0	0	14,429	5,135	0	0	0	0	14,429	5,135
Operation and Maintenance, Navy Reserve												
2.2 Clothing and Other Personnel Equipment & Supplies	0	0	0	0	85	13	0	0	0	0	85	13
2.4 Reserve Component Activation/Deactivation	0	0	0	0	598	436	0	0	0	0	598	436
2.0 Personnel Support Sub-Total	0	0	0	0	683	449	0	0	0	0	683	449
3.1 Training	0	0	0	0	617	0	0	0	0	0	617	0
3.3 Other Supplies & Equipment	0	0	0	0	1	1	0	0	0	0	1	1
3.4 Facilities/Base Support	0	0	0	0	666	0	0	0	0	0	666	0
3.5.3 Depot Level Maintenance	0	0	0	0	12,172	4,682	0	0	0	0	12,172	4,682
3.7 Other Services and Miscellaneous Contracts	0	0	0	0	285	0	0	0	0	0	285	0
3.0 Operating Support Sub-Total	0	0	0	0	13,741	4,683	0	0	0	0	13,741	4,683
4.6 Second Destination Transportation	0	0	0	0	5	3	0	0	0	0	5	3
4.0 Transportation Sub-Total	0	0	0	0	5	3	0	0	0	0	5	3
Marine Corps Total	-202	656	-3,317	5,831	413,978	390,337	0	0	41,930	37,320	452,389	434,144
Marine Corps Active Total	-202	656	-3,294	5,695	412,300	389,229	0	0	41,930	37,320	450,734	432,900
Operation and Maintenance, Marine Corps												
1.2.1 Civilian Premium Pay	0	0	0	-1	349	323	0	0	12	12	361	334
1.2.2 Civilian Temporary Hires	0	0	0	1	-26	-1	0	0	0	0	-26	0
1.0 Personnel Sub-Total	0	0	0	0	323	322	0	0	12	12	335	334
2.1 Temporary Duty (TDY)/Additional Duty (TAD)	0	0	-17	-12	41,736	28,020	0	0	3,080	988	44,799	28,996
2.2 Clothing and Other Personnel Equipment & Supplies	0	0	-1	14	2,603	4,977	0	0	0	0	2,602	4,991
2.3 Medical Support/Health Services	0	0	0	0	4,107	2,596	0	0	134	47	4,241	2,643
2.4 Reserve Component Activation/Deactivation	0	0	0	0	1	1	0	0	0	0	1	1
2.5 Other Personnel Support	0	0	0	0	9,487	3,652	0	0	5,462	1,680	14,949	5,332
2.0 Personnel Support Sub-Total	0	0	-18	2	57,934	39,246	0	0	8,676	2,715	66,592	41,963
3.1 Training	0	0	145	10	16,752	14,153	0	0	525	102	17,422	14,265
3.2 Operations (OPTEMPO) (Fuel, Other POL, Parts)	0	0	-68	919	47,047	31,583	0	0	40	35	47,019	32,537
3.2.1 MRAP Vehicles Operation	0	0	0	0	13,348	1,140	0	0	0	0	13,348	1,140
3.3 Other Supplies & Equipment	0	0	-34	22	50,546	43,159	0	0	925	405	51,437	43,586
3.4 Facilities/Base Support	0	0	-4	4	6,360	50,400	0	0	0	0	6,356	50,404
3.5.1 Organization Level Maintenance	0	0	0	0	704	807	0	0	0	0	704	807
3.5.2 Intermediate Level Maintenance	0	0	-1	0	9,950	3,021	0	0	0	0	9,949	26,132
3.5.3 Depot Level Maintenance	-202	656	67	3,767	11,922	60,827	0	0	20,125	10,479	31,912	75,729
3.5.4 Contractor Logistics Support	0	0	-141	555	16,427	26,748	0	0	0	0	16,286	27,303
3.5.6 MRAP Vehicles Equipment Maintenance	0	0	-253	23	2,220	1,823	0	0	0	0	1,967	1,846
3.6 (C4I)	0	0	0	0	7,521	3,695	0	0	0	0	7,521	3,695
3.7 Other Services and Miscellaneous Contracts	0	0	-2,881	385	116,357	74,143	0	0	11,627	461	125,103	74,989
3.0 Operating Support Sub-Total	-202	656	-3,170	5,685	299,154	311,499	0	0	33,242	34,593	329,024	352,433
4.1 Airlift	0	0	0	0	8,078	2,333	0	0	0	0	8,078	2,333
4.2 Sealift	0	0	0	0	3,500	0	0	0	0	0	3,500	0
4.4 Port Handling/Inland Transportation	0	0	0	0	281	143	0	0	0	0	281	143
4.5 Other Transportation	0	0	-6	15	27,347	18,580	0	0	0	0	27,341	18,595
4.6 Second Destination Transportation	0	0	-100	-7	14,688	15,880	0	0	0	0	14,588	15,873

COST OF WAR
Operation and Maintenance (O&M) Summary Execution by Operation, Component, Appropriation and Cost Breakdown Structure (CBS)
Fiscal Year 2007 - 2018
(Amounts in Thousands)
As of March 31, 2018

Component and Appropriation	Operation New Dawn (OND) / Post-OND Iraq Activities		Operation Enduring Freedom		Operation Freedom's Sentinel		Operation Noble Eagle		Operation Inherent Resolve		Summary	
	Obligations Year to Date	Disbursements Year to Date	Obligations Year to Date	Disbursements Year to Date	Obligations Year to Date	Disbursements Year to Date	Obligations Year to Date	Disbursements Year to Date	Obligations Year to Date	Disbursements Year to Date	Obligations Year to Date	Disbursements Year to Date
4.7 MRAP Vehicles Transportation	0	0	0	0	14	0	0	0	0	0	14	0
4.8 Retrograde of Personnel and Equipment	0	0	0	0	981	1,226	0	0	0	0	981	1,226
4.0 Transportation Sub-Total	0	0	-106	8	54,889	38,162	0	0	0	0	54,783	38,170
Marine Corps Reserve Total	0	0	-23	136	1,678	1,108	0	0	0	0	1,655	1,244
Operation and Maintenance, USMC Reserve												
2.1 Temporary Duty (TDY)/Additional Duty (TAD)	0	0	0	95	2	3	0	0	0	0	2	98
2.2 Clothing and Other Personnel Equipment & Supplies	0	0	0	0	0	1	0	0	0	0	0	1
2.4 Reserve Component Activation/Deactivation	0	0	0	0	9	53	0	0	0	0	9	53
2.0 Personnel Support Sub-Total	0	0	0	95	11	57	0	0	0	0	11	152
3.1 Training	0	0	0	0	1,079	463	0	0	0	0	1,079	463
3.7 Other Services and Miscellaneous Contracts	0	0	-23	41	588	588	0	0	0	0	565	629
3.0 Operating Support Sub-Total	0	0	-23	41	1,667	1,051	0	0	0	0	1,644	1,092
Air Force Total	-1,531	470	-369,479	-333,686	3,348,156	3,071,496	10,708	10,846	774,662	834,348	3,762,516	3,583,474
Air Force Active Total	-1,531	470	-369,479	-333,686	3,342,573	3,061,068	10,708	10,846	774,661	834,348	3,756,932	3,573,046
Operation and Maintenance, Air Force												
1.2.2 Civilian Temporary Hires	1	1	-381	-378	20,366	23,003	2,001	2,146	3,833	3,911	25,820	28,683
1.0 Personnel Sub-Total	1	1	-381	-378	20,366	23,003	2,001	2,146	3,833	3,911	25,820	28,683
2.1 Temporary Duty (TDY)/Additional Duty (TAD)	-1	0	895	189	107,711	89,804	642	597	11,217	10,135	120,464	100,725
2.2 Clothing and Other Personnel Equipment & Supplies	0	0	0	-17	1,560	2,350	0	0	599	0	2,159	2,333
2.3 Medical Support/Health Services	0	0	0	-1	9,096	9,415	17	68	-912	553	8,201	10,035
2.5 Other Personnel Support	0	0	-517	278	58,609	40,331	0	0	12,660	11,554	70,752	52,163
2.7 Body Armor	0	0	0	0	-74	-1,327	0	0	0	0	-74	-1,327
2.0 Personnel Support Sub-Total	-1	0	378	449	176,902	140,573	659	665	23,564	22,242	201,502	163,929
3.1 Training	0	0	-79	-70	34,247	15,282	0	0	1,770	633	35,938	15,845
3.2 Operations (OPTEMPO) (Fuel, Other POL, Parts)	0	0	-3,500	-3,500	177,800	189,201	8,027	8,027	574,934	574,087	757,261	767,815
3.3 Other Supplies & Equipment	-99	7	-1,205	864	254,272	351,793	11	6	20,044	32,867	273,023	385,537
3.4 Facilities/Base Support	0	0	-1,869	1,037	84,012	92,810	10	2	16,015	21,908	98,168	115,757
3.5.3 Depot Level Maintenance	0	0	-358,287	-333,841	991,820	901,646	0	0	16,762	16,059	650,295	583,864
3.6 (C4I)	0	28	-1,741	257	347,546	509,455	0	0	4,129	24,387	349,934	534,127
3.7 Other Services and Miscellaneous Contracts	-1,432	429	-1,392	1,423	836,993	471,328	0	0	75,453	90,560	909,622	563,740
3.0 Operating Support Sub-Total	-1,531	464	-368,073	-333,830	2,726,690	2,531,515	8,048	8,035	709,107	760,501	3,074,241	2,966,685
4.1 Airlift	0	5	-74	67	369,102	326,043	0	0	33,527	44,957	402,555	371,072
4.2 Sealift	0	0	-1	0	3	0	0	0	0	0	2	0
4.4 Port Handling/Inland Transportation	0	0	0	0	22,887	6,561	0	0	0	0	22,887	6,561
4.5 Other Transportation	0	0	-1,328	6	25,913	32,569	0	0	4,660	2,680	29,245	35,255
4.8 Retrograde of Personnel and Equipment	0	0	0	0	710	804	0	0	1	1	711	805
4.0 Transportation Sub-Total	0	5	-1,403	73	418,615	365,977	0	0	38,188	47,638	455,400	413,693
7.6.2 U.S. Trainer/Enabler	0	0	0	0	0	0	0	0	-31	56	-31	56
7.0 Other Support Sub-Total	0	0	0	0	0	0	0	0	-31	56	-31	56
Air Force Reserve Total	0	0	0	0	3,310	9,613	0	0	1	0	3,311	9,613
Operation and Maintenance, Air Force Reserve												
2.1 Temporary Duty (TDY)/Additional Duty (TAD)	0	0	0	0	2,005	1,379	0	0	0	0	2,005	1,379
2.0 Personnel Support Sub-Total	0	0	0	0	2,005	1,379	0	0	0	0	2,005	1,379
3.3 Other Supplies & Equipment	0	0	0	0	105	112	0	0	1	0	106	112
3.4 Facilities/Base Support	0	0	0	0	1,201	1,066	0	0	0	0	1,201	1,066
3.5.3 Depot Level Maintenance	0	0	0	0	-1	7,056	0	0	0	0	-1	7,056
3.0 Operating Support Sub-Total	0	0	0	0	1,305	8,234	0	0	1	0	1,306	8,234
Air Force National Guard Total	0	0	0	0	2,273	815	0	0	0	0	2,273	815
Operation and Maintenance, Air Natl Guard												
2.1 Temporary Duty (TDY)/Additional Duty (TAD)	0	0	0	0	178	134	0	0	0	0	178	134
2.0 Personnel Support Sub-Total	0	0	0	0	178	134	0	0	0	0	178	134

COST OF WAR
Operation and Maintenance (O&M) Summary Execution by Operation, Component, Appropriation and Cost Breakdown Structure (CBS)
Fiscal Year 2007 - 2018
(Amounts in Thousands)
As of March 31, 2018

Component and Appropriation	Operation New Dawn (OND) / Post-OND Iraq Activities		Operation Enduring Freedom		Operation Freedom's Sentinel		Operation Noble Eagle		Operation Inherent Resolve		Summary	
	Obligations Year to Date	Disbursements Year to Date	Obligations Year to Date	Disbursements Year to Date	Obligations Year to Date	Disbursements Year to Date	Obligations Year to Date	Disbursements Year to Date	Obligations Year to Date	Disbursements Year to Date	Obligations Year to Date	Disbursements Year to Date
3.1 Training	0	0	0	0	4	4	0	0	0	0	4	4
3.3 Other Supplies & Equipment	0	0	0	0	692	429	0	0	0	0	692	429
3.4 Facilities/Base Support	0	0	0	0	376	80	0	0	0	0	376	80
3.6 (C4I)	0	0	0	0	21	1	0	0	0	0	21	1
3.7 Other Services and Miscellaneous Contracts	0	0	0	0	1,002	167	0	0	0	0	1,002	167
3.0 Operating Support Sub-Total	0	0	0	0	2,095	681	0	0	0	0	2,095	681
Defense Health Program Total	0	0	-1,513	5,709	131,497	129,680	0	0	0	0	129,984	135,389
Defense Health Program, Defense												
2.3 Medical Support/Health Services	0	0	-1,513	5,709	131,497	129,680	0	0	0	0	129,984	135,389
2.0 Personnel Support Sub-Total	0	0	-1,513	5,709	131,497	129,680	0	0	0	0	129,984	135,389
DODIG Total	0	0	-21	0	2,813	2,860	0	0	5,611	5,750	8,403	8,610
Office of the Inspector General, Defense												
1.2.1 Civilian Premium Pay	0	0	0	0	444	444	0	0	808	808	1,252	1,252
1.2.2 Civilian Temporary Hires	0	0	0	0	2,258	2,259	0	0	4,194	4,193	6,452	6,452
1.0 Personnel Sub-Total	0	0	0	0	2,702	2,703	0	0	5,002	5,001	7,704	7,704
2.1 Temporary Duty (TDY)/Additional Duty (TAD)	0	0	-33	0	122	95	0	0	604	592	693	687
2.2 Clothing and Other Personnel Equipment & Supplies	0	0	0	0	0	0	0	0	5	57	5	57
2.0 Personnel Support Sub-Total	0	0	-33	0	122	95	0	0	609	649	698	744
3.1 Training	0	0	0	0	2	2	0	0	0	0	2	2
3.1.0 Care-in-Store	0	0	22	0	0	0	0	0	0	0	22	0
3.3 Other Supplies & Equipment	0	0	-5	0	3	3	0	0	0	0	-2	3
3.6 (C4I)	0	0	-5	0	0	3	0	0	0	21	-5	24
3.7 Other Services and Miscellaneous Contracts	0	0	0	0	-16	54	0	0	0	79	-16	133
3.0 Operating Support Sub-Total	0	0	12	0	-11	62	0	0	0	100	1	162
Defense Agency Total	0	0	-28,491	109,798	1,315,437	847,223	0	0	162,493	130,495	1,449,439	1,087,516
Operation and Maintenance, Defense-Wide												
1.2.1 Civilian Premium Pay	0	0	0	0	26,135	22,235	0	0	2,452	2,263	28,587	24,498
1.2.2 Civilian Temporary Hires	0	0	0	0	4,288	3,766	0	0	370	341	4,658	4,107
1.0 Personnel Sub-Total	0	0	0	0	30,423	26,001	0	0	2,822	2,604	33,245	28,605
2.1 Temporary Duty (TDY)/Additional Duty (TAD)	0	0	-66	-2	86,454	57,868	0	0	12,484	8,595	98,872	66,461
2.2 Clothing and Other Personnel Equipment & Supplies	0	0	0	0	833	1,197	0	0	17	38	850	1,235
2.3 Medical Support/Health Services	0	0	-20	0	2,218	940	0	0	527	21	2,725	961
2.5 Other Personnel Support	0	0	-829	1,122	11,348	7,780	0	0	0	0	10,519	8,902
2.0 Personnel Support Sub-Total	0	0	-915	1,120	100,853	67,785	0	0	13,028	8,654	112,966	77,559
3.1 Training	0	0	-70	0	11,416	5,940	0	0	1,358	441	12,704	6,381
3.2 Operations (OPTEMPO) (Fuel, Other POL, Parts)	0	0	4	393	53,052	28,703	0	0	43,088	30,717	96,144	59,813
3.3 Other Supplies & Equipment	0	0	-1,155	461	50,493	42,832	0	0	12,498	4,429	61,836	47,722
3.4 Facilities/Base Support	0	0	-41	-25	2,091	994	0	0	0	0	2,050	969
3.5.1 Organization Level Maintenance	0	0	-4	0	109	107	0	0	0	0	105	107
3.5.2 Intermediate Level Maintenance	0	0	0	0	1,571	1,181	0	0	7	0	1,578	1,181
3.5.3 Depot Level Maintenance	0	0	0	-1	25,759	17,590	0	0	0	0	25,759	17,589
3.5.4 Contractor Logistics Support	0	0	-84	353	192,595	248,668	0	0	27,797	42,468	220,308	291,489
3.5.6 MRAP Vehicles Equipment Maintenance	0	0	0	0	40,922	4,235	0	0	0	0	40,922	4,235
3.6 (C4I)	0	0	-1,602	69	107,213	54,471	0	0	10,353	12,558	115,964	67,098
3.7 Other Services and Miscellaneous Contracts	0	0	-5,016	-16,611	554,392	242,350	0	0	33,909	16,454	583,285	242,193
3.0 Operating Support Sub-Total	0	0	-7,968	-15,361	1,039,613	647,071	0	0	129,010	107,067	1,160,655	738,777
4.1 Airlift	0	0	-6	13	93,401	59,592	0	0	17,400	12,139	110,795	71,744
4.2 Sealift	0	0	0	-52	4,224	4,091	0	0	0	0	4,224	4,039
4.4 Port Handling/Inland Transportation	0	0	125	582	1,972	1,121	0	0	87	22	2,184	1,725
4.5 Other Transportation	0	0	-1	0	2,664	1,054	0	0	146	9	2,809	1,063
4.6 Second Destination Transportation	0	0	0	0	85	25	0	0	0	0	85	25
4.0 Transportation Sub-Total	0	0	118	543	102,346	65,883	0	0	17,633	12,170	120,097	78,596
6.2.1 Basic Research	0	0	0	0	84	84	0	0	0	0	84	84
6.0 Investment Sub-Total	0	0	0	0	84	84	0	0	0	0	84	84

COST OF WAR
Operation and Maintenance (O&M) Summary Execution by Operation, Component, Appropriation and Cost Breakdown Structure (CBS)
Fiscal Year 2007 - 2018
(Amounts in Thousands)
As of March 31, 2018

Component and Appropriation	Operation New Dawn (OND) / Post-OND Iraq Activities		Operation Enduring Freedom		Operation Freedom's Sentinel		Operation Noble Eagle		Operation Inherent Resolve		Summary	
	Obligations Year to Date	Disbursements Year to Date	Obligations Year to Date	Disbursements Year to Date	Obligations Year to Date	Disbursements Year to Date	Obligations Year to Date	Disbursements Year to Date	Obligations Year to Date	Disbursements Year to Date	Obligations Year to Date	Disbursements Year to Date
7.1.90 Coalition Readiness Support Program (CRSP)	0	0	0	0	7,998	7,998	0	0	0	0	7,998	7,998
7.2.1 Transportation Support	0	0	-17,178	24,729	9,420	7,700	0	0	0	0	-7,758	32,429
7.2.2 Logistic Support	0	0	-2,548	98,767	24,700	24,701	0	0	0	0	22,152	123,468
7.0 Other Support Sub-Total	0	0	-19,726	123,496	42,118	40,399	0	0	0	0	22,392	163,895

COST OF WAR
Operation and Maintenance (O&M) Summary Execution by Operation and Cost Breakdown Structure (CBS)
Beginning Fiscal Year - 2018
(Amounts in Thousands)
As of March 31, 2018

CBS Summary	Operation New Dawn (OND) / Post-OND Iraq Activities		Operation Enduring Freedom		Operation Freedom's Sentinel		Operation Noble Eagle		Operation Inherent Resolve		Summary	
	Obligations Year to Date	Disbursements Year to Date	Obligations Year to Date	Disbursements Year to Date	Obligations Year to Date	Disbursements Year to Date	Obligations Year to Date	Disbursements Year to Date	Obligations Year to Date	Disbursements Year to Date	Obligations Year to Date	Disbursements Year to Date
O&M CBS Summary Total	0	0	0	0	14,353,350	5,728,051	34,827	19,861	2,054,911	1,159,676	16,443,088	6,907,588
1.0 Personnel Costs	0	0	0	0	123,380	106,586	2,194	2,176	31,907	18,533	157,481	127,295
2.0 Personnel Support Costs	0	0	0	0	798,618	378,688	3,785	3,010	240,721	136,095	1,043,124	517,793
3.0 Operating Support Costs	0	0	0	0	11,132,616	3,733,293	27,831	14,019	1,601,406	917,841	12,761,853	4,665,153
4.0 Transportation Costs	0	0	0	0	1,174,858	599,222	1,017	656	123,655	66,129	1,299,530	666,007
6.0 Investment Costs	0	0	0	0	84	84	0	0	0	0	84	84
7.0 Other Support Costs	0	0	0	0	1,123,794	910,178	0	0	57,222	21,078	1,181,016	931,256
1.2.1 Civilian Premium Pay	0	0	0	0	94,152	78,182	268	250	24,814	11,495	119,234	89,927
1.2.2 Civilian Temporary Hires	0	0	0	0	29,228	28,404	1,926	1,926	7,093	7,038	38,247	37,368
1.0 Personnel Sub-Total	0	0	0	0	123,380	106,586	2,194	2,176	31,907	18,533	157,481	127,295
2.1 Temporary Duty (TDY)/Additional Duty (TAD)	0	0	0	0	401,018	210,481	3,754	3,003	44,027	21,662	448,799	235,146
2.2 Clothing and Other Personnel Equipment & Supplies	0	0	0	0	109,138	4,743	0	0	1,235	17	110,373	4,760
2.3 Medical Support/Health Services	0	0	0	0	182,567	134,277	31	7	7,079	4,542	189,677	138,826
2.4 Reserve Component Activation/Deactivation	0	0	0	0	5,269	3,382	0	0	0	0	5,269	3,382
2.5 Other Personnel Support	0	0	0	0	98,670	25,239	0	0	188,380	109,874	287,050	135,113
2.6 Rest & Recreation	0	0	0	0	566	566	0	0	0	0	566	566
2.7 Body Armor	0	0	0	0	1,390	0	0	0	0	0	1,390	0
2.0 Personnel Support Sub-Total	0	0	0	0	798,618	378,688	3,785	3,010	240,721	136,095	1,043,124	517,793
3.1 Training	0	0	0	0	276,620	31,005	20	0	3,717	594	280,357	31,599
3.1.0 Care-in-Store	0	0	0	0	11,059	0	0	0	0	0	11,059	0
3.2 Operations (OPTEMPO) (Fuel, Other POL, Parts)	0	0	0	0	1,316,438	962,857	11,393	10,736	842,313	769,728	2,170,144	1,743,321
3.2.1 MRAP Vehicles Operation	0	0	0	0	13,348	500	0	0	0	0	13,348	500
3.3 Other Supplies & Equipment	0	0	0	0	869,822	431,119	134	99	114,209	45,436	984,165	476,654
3.4 Facilities/Base Support	0	0	0	0	513,316	101,178	3,458	392	59,397	16,607	576,171	118,177
3.5.1 Organization Level Maintenance	0	0	0	0	75,144	63,556	0	0	0	0	75,144	63,556
3.5.2 Intermediate Level Maintenance	0	0	0	0	179,791	49,296	0	0	7	7	179,798	49,296
3.5.3 Depot Level Maintenance	0	0	0	0	2,987,441	952,687	0	0	48,166	10,563	3,035,607	963,250
3.5.4 Contractor Logistics Support	0	0	0	0	756,169	170,291	5,521	561	97,947	10,827	859,637	181,679
3.5.6 MRAP Vehicles Equipment Maintenance	0	0	0	0	54,039	6,389	0	0	0	0	54,039	6,389
3.6 (C4I)	0	0	0	0	1,095,362	253,704	182	73	136,217	22,655	1,231,761	276,432
3.7 Other Services and Miscellaneous Contracts	0	0	0	0	2,918,431	710,632	7,123	2,158	299,180	41,431	3,224,734	754,221
3.8 IED Operation	0	0	0	0	387	79	0	0	126	0	513	79
3.9 Psychological Operations (Information Operations)	0	0	0	0	65,249	0	0	0	127	0	65,376	0
3.0 Operating Support Sub-Total	0	0	0	0	11,132,616	3,733,293	27,831	14,019	1,601,406	917,841	12,761,853	4,665,153
4.1 Airlift	0	0	0	0	592,461	369,954	0	0	55,152	37,326	647,613	407,280
4.2 Sealift	0	0	0	0	56,874	38,887	0	0	0	0	56,874	38,887
4.4 Port Handling/Inland Transportation	0	0	0	0	150,051	42,851	1,017	656	62,769	27,529	213,837	71,036
4.5 Other Transportation	0	0	0	0	67,078	32,420	0	0	4,589	1,263	71,667	33,683
4.6 Second Destination Transportation	0	0	0	0	307,504	114,462	0	0	1,144	10	308,648	114,472
4.7 MRAP Vehicles Transportation	0	0	0	0	14	0	0	0	0	0	14	0
4.8 Retrograde of Personnel and Equipment	0	0	0	0	876	648	0	0	1	1	877	649
4.0 Transportation Sub-Total	0	0	0	0	1,174,858	599,222	1,017	656	123,655	66,129	1,299,530	666,007
6.2.1 Basic Research	0	0	0	0	84	84	0	0	0	0	84	84
6.0 Investment Sub-Total	0	0	0	0	84	84	0	0	0	0	84	84
7.1.90 Coalition Readiness Support Program (CRSP)	0	0	0	0	7,998	0	0	0	0	0	7,998	0
7.2.1 Transportation Support	0	0	0	0	11,906	7,573	0	0	0	0	11,906	7,573
7.2.2 Logistic Support	0	0	0	0	24,700	24,700	0	0	0	0	24,700	24,700
7.3.02 Defense Forces Sustainment	0	0	0	0	614,029	528,517	0	0	0	0	614,029	528,517
7.3.03 Defense Forces Infrastructure	0	0	0	0	13,686	56	0	0	0	0	13,686	56
7.3.04 Defense Forces Equipment and Transportation	0	0	0	0	199,686	199,686	0	0	0	0	199,686	199,686
7.3.05 Defense Forces Training and Operations	0	0	0	0	138,652	85,066	0	0	0	0	138,652	85,066
7.3.07 Interior Forces Sustainment	0	0	0	0	66,065	30,716	0	0	0	0	66,065	30,716
7.3.08 Interior Forces Infrastructure	0	0	0	0	265	5	0	0	0	0	265	5
7.3.09 Interior Forces Equipment	0	0	0	0	7,342	7,342	0	0	0	0	7,342	7,342
7.3.10 Interior Forces Training and Operations	0	0	0	0	37,904	27,990	0	0	0	0	37,904	27,990
7.3.20 Other	0	0	0	0	0	-2,362	0	0	0	0	0	-2,362

COST OF WAR
Operation and Maintenance (O&M) Summary Execution by Operation and Cost Breakdown Structure (CBS)
Beginning Fiscal Year - 2018
(Amounts in Thousands)
As of March 31, 2018

	Operation New Dawn (OND) / Post-OND Iraq Activities		Operation Enduring Freedom		Operation Freedom's Sentinel		Operation Noble Eagle		Operation Inherent Resolve		Summary	
	Obligations Year to Date	Disbursements Year to Date	Obligations Year to Date	Disbursements Year to Date	Obligations Year to Date	Disbursements Year to Date	Obligations Year to Date	Disbursements Year to Date	Obligations Year to Date	Disbursements Year to Date	Obligations Year to Date	Disbursements Year to Date
CBS Summary												
7.4.1 Afghanistan (CERP)	0	0	0	0	1,561	889	0	0	0	0	1,561	889
7.6.1 Trainee Equip/Support	0	0	0	0	0	0	0	0	1	1	1	1
7.6.2 U.S. Trainer/Enabler	0	0	0	0	0	0	0	0	57,221	21,077	57,221	21,077
7.0 Other Support Sub-Total	0	0	0	0	1,123,794	910,178	0	0	57,222	21,078	1,181,016	931,256

COST OF WAR
Operation and Maintenance (O&M) Summary Execution by Operation, Component, and Cost Breakdown Structure (CBS)
Beginning Fiscal Year - 2018
(Amounts in Thousands)
As of March 31, 2018

Component	Operation New Dawn (OND) / Post-OND Iraq Activities		Operation Enduring Freedom		Operation Freedom's Sentinel		Operation Noble Eagle		Operation Inherent Resolve		Summary	
	Obligations Year To Date	Disbursements Year To Date	Obligations Year To Date	Disbursements Year To Date	Obligations Year To Date	Disbursements Year To Date	Obligations Year To Date	Disbursements Year To Date	Obligations Year To Date	Disbursements Year To Date	Obligations Year To Date	Disbursements Year To Date
Grand Total	0	0	0	0	14,353,350	5,728,051	34,827	19,861	2,054,911	1,159,676	16,443,088	6,907,588
Army Total	0	0	0	0	6,268,649	2,474,135	21,820	7,059	923,550	335,334	7,214,019	2,816,528
1.2.1 Civilian Premium Pay	0	0	0	0	43,391	32,836	268	250	21,542	8,412	65,201	41,498
1.2.2 Civilian Temporary Hires	0	0	0	0	402	374	0	0	190	190	592	564
1.0 Personnel Sub-Total	0	0	0	0	43,793	33,210	268	250	21,732	8,602	65,793	42,062
2.1 Temporary Duty (TDY)/Additional Duty (TAD)	0	0	0	0	113,407	46,855	3,128	2,543	14,907	3,369	131,442	52,767
2.2 Clothing and Other Personnel Equipment & Supplies	0	0	0	0	102,037	2,214	0	0	619	0	102,656	2,214
2.3 Medical Support/Health Services	0	0	0	0	34,326	17,293	0	0	5,714	4,075	40,040	21,368
2.4 Reserve Component Activation/Deactivation	0	0	0	0	4,661	2,893	0	0	0	0	4,661	2,893
2.5 Other Personnel Support	0	0	0	0	16,789	3,397	0	0	170,258	104,552	187,047	107,949
2.6 Rest & Recreation	0	0	0	0	566	566	0	0	0	0	566	566
2.0 Personnel Support Sub-Total	0	0	0	0	271,786	73,218	3,128	2,543	191,498	111,996	466,412	187,757
3.1 Training	0	0	0	0	193,444	11,493	20	0	43	43	193,507	11,536
3.1.0 Care-in-Store	0	0	0	0	11,059	0	0	0	0	0	11,059	0
3.2 Operations (OPTEMPO) (Fuel, Other POL, Parts)	0	0	0	0	583,631	350,680	992	335	135,403	87,281	720,026	438,296
3.3 Other Supplies & Equipment	0	0	0	0	289,064	132,187	121	91	76,166	31,296	365,351	163,574
3.4 Facilities/Base Support	0	0	0	0	322,932	35,629	3,448	392	42,196	15,171	368,576	51,192
3.5.1 Organization Level Maintenance	0	0	0	0	6,335	3,490	0	0	0	0	6,335	3,490
3.5.2 Intermediate Level Maintenance	0	0	0	0	142,572	30,027	0	0	0	0	142,572	30,027
3.5.3 Depot Level Maintenance	0	0	0	0	379,850	72,893	0	0	2,028	1,508	381,878	74,401
3.5.4 Contractor Logistics Support	0	0	0	0	540,408	124,782	5,521	561	69,150	2,532	615,079	127,875
3.5.6 MRAP Vehicles Equipment Maintenance	0	0	0	0	10,881	1,378	0	0	0	0	10,881	1,378
3.6 (C4I)	0	0	0	0	579,856	142,044	182	73	119,377	18,875	699,415	160,992
3.7 Other Services and Miscellaneous Contracts	0	0	0	0	1,242,006	349,516	7,123	2,158	144,930	9,454	1,394,059	361,128
3.9 Psychological Operations (Information Operations)	0	0	0	0	64,862	0	0	0	0	0	64,862	0
3.0 Operating Support Sub-Total	0	0	0	0	4,366,900	1,254,119	17,407	3,610	589,293	166,160	4,973,600	1,423,889
4.1 Airlift	0	0	0	0	90,822	88,129	0	0	0	0	90,822	88,129
4.4 Port Handling/Inland Transportation	0	0	0	0	120,933	35,051	1,017	656	62,682	27,507	184,632	63,214
4.5 Other Transportation	0	0	0	0	51	1	0	0	0	0	51	1
4.6 Second Destination Transportation	0	0	0	0	295,174	112,502	0	0	1,144	10	296,318	112,512
4.0 Transportation Sub-Total	0	0	0	0	506,980	235,683	1,017	656	63,826	27,517	571,823	263,856
7.3.02 Defense Forces Sustainment	0	0	0	0	614,029	528,517	0	0	0	0	614,029	528,517
7.3.03 Defense Forces Infrastructure	0	0	0	0	13,686	56	0	0	0	0	13,686	56
7.3.04 Defense Forces Equipment and Transportation	0	0	0	0	199,686	199,686	0	0	0	0	199,686	199,686
7.3.05 Defense Forces Training and Operations	0	0	0	0	138,652	85,066	0	0	0	0	138,652	85,066
7.3.07 Interior Forces Sustainment	0	0	0	0	66,065	30,716	0	0	0	0	66,065	30,716
7.3.08 Interior Forces Infrastructure	0	0	0	0	265	5	0	0	0	0	265	5
7.3.09 Interior Forces Equipment	0	0	0	0	7,342	7,342	0	0	0	0	7,342	7,342
7.3.10 Interior Forces Training and Operations	0	0	0	0	37,904	27,990	0	0	0	0	37,904	27,990
7.3.20 Other	0	0	0	0	0	-2,362	0	0	0	0	0	-2,362
7.4.1 Afghanistan (CERP)	0	0	0	0	1,561	889	0	0	0	0	1,561	889
7.6.1 Trainee Equip/Support	0	0	0	0	0	0	0	0	1	1	1	1
7.6.2 U.S. Trainer/Enabler	0	0	0	0	0	0	0	0	57,200	21,058	57,200	21,058
7.0 Other Support Sub-Total	0	0	0	0	1,079,190	877,905	0	0	57,201	21,059	1,136,391	898,964
Navy/Marine Corps Total	0	0	0	0	3,204,608	1,552,913	0	0	191,733	95,198	3,396,341	1,648,111
Navy Total	0	0	0	0	2,786,191	1,408,375	0	0	150,398	90,777	2,936,589	1,499,152
1.2.1 Civilian Premium Pay	0	0	0	0	23,894	22,472	0	0	0	0	23,894	22,472
1.0 Personnel Sub-Total	0	0	0	0	23,894	22,472	0	0	0	0	23,894	22,472
2.1 Temporary Duty (TDY)/Additional Duty (TAD)	0	0	0	0	51,123	29,441	0	0	2,814	2,738	53,937	32,179
2.2 Clothing and Other Personnel Equipment & Supplies	0	0	0	0	2,074	1,266	0	0	0	0	2,074	1,266
2.3 Medical Support/Health Services	0	0	0	0	2,392	1,272	0	0	0	0	2,392	1,272
2.4 Reserve Component Activation/Deactivation	0	0	0	0	598	436	0	0	0	0	598	436
2.5 Other Personnel Support	0	0	0	0	1,444	101	0	0	0	0	1,444	101
2.7 Body Armor	0	0	0	0	1,390	0	0	0	0	0	1,390	0
2.0 Personnel Support Sub-Total	0	0	0	0	59,021	32,516	0	0	2,814	2,738	61,835	35,254
3.1 Training	0	0	0	0	19,082	10,115	0	0	21	0	19,103	10,115

COST OF WAR
Operation and Maintenance (O&M) Summary Execution by Operation, Component, and Cost Breakdown Structure (CBS)
Beginning Fiscal Year - 2018
(Amounts in Thousands)
As of March 31, 2018

Component	Operation New Dawn (OND) / Post-OND Iraq Activities		Operation Enduring Freedom		Operation Freedom's Sentinel		Operation Noble Eagle		Operation Inherent Resolve		Summary	
	Obligations Year To Date	Disbursements Year To Date	Obligations Year To Date	Disbursements Year To Date	Obligations Year To Date	Disbursements Year To Date	Obligations Year To Date	Disbursements Year To Date	Obligations Year To Date	Disbursements Year To Date	Obligations Year To Date	Disbursements Year To Date
3.2 Operations (OPTEMPO) (Fuel, Other POL, Parts)	0	0	0	0	449,026	382,433	0	0	88,955	77,752	537,981	460,185
3.3 Other Supplies & Equipment	0	0	0	0	201,885	147,041	0	0	178	178	202,063	147,219
3.4 Facilities/Base Support	0	0	0	0	91,596	31,833	0	0	0	0	91,596	31,833
3.5.1 Organization Level Maintenance	0	0	0	0	67,996	59,152	0	0	0	0	67,996	59,152
3.5.2 Intermediate Level Maintenance	0	0	0	0	25,698	15,067	0	0	0	0	25,698	15,067
3.5.3 Depot Level Maintenance	0	0	0	0	1,551,640	608,687	0	0	26,608	8,364	1,578,248	617,051
3.5.4 Contractor Logistics Support	0	0	0	0	3,269	1,195	0	0	1,000	0	4,269	1,195
3.6 (C4I)	0	0	0	0	44,650	17,556	0	0	2,293	1,185	46,943	18,741
3.7 Other Services and Miscellaneous Contracts	0	0	0	0	149,044	22,003	0	0	27,716	0	176,760	22,003
3.8 IED Operation	0	0	0	0	387	79	0	0	126	0	513	79
3.9 Psychological Operations (Information Operations)	0	0	0	0	387	0	0	0	127	0	514	0
3.0 Operating Support Sub-Total	0	0	0	0	2,604,660	1,295,161	0	0	147,024	87,479	2,751,684	1,382,640
4.1 Airlift	0	0	0	0	43,165	18,636	0	0	560	560	43,725	19,196
4.2 Sealift	0	0	0	0	49,138	38,786	0	0	0	0	49,138	38,786
4.4 Port Handling/Inland Transportation	0	0	0	0	4,000	0	0	0	0	0	4,000	0
4.5 Other Transportation	0	0	0	0	2,068	627	0	0	0	0	2,068	627
4.6 Second Destination Transportation	0	0	0	0	245	177	0	0	0	0	245	177
4.0 Transportation Sub-Total	0	0	0	0	98,616	58,226	0	0	560	560	99,176	58,786
Marine Corps Total	0	0	0	0	418,417	144,538	0	0	41,335	4,421	459,752	148,959
1.2.1 Civilian Premium Pay	0	0	0	0	309	284	0	0	12	12	321	296
1.0 Personnel Sub-Total	0	0	0	0	309	284	0	0	12	12	321	296
2.1 Temporary Duty (TDY)/Additional Duty (TAD)	0	0	0	0	42,047	27,201	0	0	3,080	988	45,127	28,189
2.2 Clothing and Other Personnel Equipment & Supplies	0	0	0	0	2,622	38	0	0	0	0	2,622	38
2.3 Medical Support/Health Services	0	0	0	0	4,047	1,887	0	0	134	47	4,181	1,934
2.4 Reserve Component Activation/Deactivation	0	0	0	0	10	53	0	0	0	0	10	53
2.5 Other Personnel Support	0	0	0	0	9,537	3,452	0	0	5,462	1,680	14,999	5,132
2.0 Personnel Support Sub-Total	0	0	0	0	58,263	32,631	0	0	8,676	2,715	66,939	35,346
3.1 Training	0	0	0	0	18,154	921	0	0	525	102	18,679	1,023
3.2 Operations (OPTEMPO) (Fuel, Other POL, Parts)	0	0	0	0	47,046	21,812	0	0	40	35	47,086	21,847
3.2.1 MRAP Vehicles Operation	0	0	0	0	13,348	500	0	0	0	0	13,348	500
3.3 Other Supplies & Equipment	0	0	0	0	54,050	30,203	0	0	925	405	54,975	30,608
3.4 Facilities/Base Support	0	0	0	0	6,526	884	0	0	0	0	6,526	884
3.5.1 Organization Level Maintenance	0	0	0	0	704	807	0	0	0	0	704	807
3.5.2 Intermediate Level Maintenance	0	0	0	0	9,950	3,021	0	0	0	0	9,950	3,021
3.5.3 Depot Level Maintenance	0	0	0	0	13,482	2,116	0	0	19,530	691	33,012	2,807
3.5.4 Contractor Logistics Support	0	0	0	0	16,704	254	0	0	0	0	16,704	254
3.5.6 MRAP Vehicles Equipment Maintenance	0	0	0	0	2,236	776	0	0	0	0	2,236	776
3.6 (C4I)	0	0	0	0	7,557	528	0	0	0	0	7,557	528
3.7 Other Services and Miscellaneous Contracts	0	0	0	0	118,780	27,046	0	0	11,627	461	130,407	27,507
3.0 Operating Support Sub-Total	0	0	0	0	308,537	88,868	0	0	32,647	1,694	341,184	90,562
4.1 Airlift	0	0	0	0	8,078	2,333	0	0	0	0	8,078	2,333
4.2 Sealift	0	0	0	0	3,500	0	0	0	0	0	3,500	0
4.4 Port Handling/Inland Transportation	0	0	0	0	281	143	0	0	0	0	281	143
4.5 Other Transportation	0	0	0	0	27,381	18,492	0	0	0	0	27,381	18,492
4.6 Second Destination Transportation	0	0	0	0	12,000	1,771	0	0	0	0	12,000	1,771
4.7 MRAP Vehicles Transportation	0	0	0	0	14	0	0	0	0	0	14	0
4.8 Retrograde of Personnel and Equipment	0	0	0	0	54	16	0	0	0	0	54	16
4.0 Transportation Sub-Total	0	0	0	0	51,308	22,755	0	0	0	0	51,308	22,755
Air Force Total	0	0	0	0	3,418,418	1,193,682	13,007	12,802	771,864	640,765	4,203,289	1,847,249
1.2.2 Civilian Temporary Hires	0	0	0	0	22,289	22,004	1,926	1,926	2,346	2,346	26,561	26,250
1.0 Personnel Sub-Total	0	0	0	0	22,289	22,004	1,926	1,926	2,346	2,320	26,561	26,250
2.1 Temporary Duty (TDY)/Additional Duty (TAD)	0	0	0	0	108,720	61,779	626	460	10,706	6,411	120,052	68,650
2.2 Clothing and Other Personnel Equipment & Supplies	0	0	0	0	1,572	999	0	0	599	0	2,171	999
2.3 Medical Support/Health Services	0	0	0	0	9,236	6,916	31	7	704	399	9,971	7,322
2.5 Other Personnel Support	0	0	0	0	59,564	12,439	0	0	12,660	3,642	72,224	16,081
2.0 Personnel Support Sub-Total	0	0	0	0	179,092	82,133	657	467	24,669	10,452	204,418	93,052
3.1 Training	0	0	0	0	34,253	4,587	0	0	1,770	43	36,023	4,630

COST OF WAR
Operation and Maintenance (O&M) Summary Execution by Operation, Component, and Cost Breakdown Structure (CBS)
Beginning Fiscal Year - 2018
(Amounts in Thousands)
As of March 31, 2018

Component	Operation New Dawn (OND) / Post-OND Iraq Activities		Operation Enduring Freedom		Operation Freedom's Sentinel		Operation Noble Eagle		Operation Inherent Resolve		Summary	
	Obligations Year To Date	Disbursements Year To Date	Obligations Year To Date	Disbursements Year To Date	Obligations Year To Date	Disbursements Year To Date	Obligations Year To Date	Disbursements Year To Date	Obligations Year To Date	Disbursements Year To Date	Obligations Year To Date	Disbursements Year To Date
3.2 Operations (OPTEMPO) (Fuel, Other POL, Parts)	0	0	0	0	182,783	180,703	10,401	10,401	574,827	573,943	768,011	765,047
3.3 Other Supplies & Equipment	0	0	0	0	273,094	103,241	13	8	24,202	11,423	297,309	114,672
3.4 Facilities/Base Support	0	0	0	0	90,693	32,832	10	0	17,201	1,436	107,904	34,268
3.5.3 Depot Level Maintenance	0	0	0	0	1,016,710	266,746	0	0	0	0	1,016,710	266,746
3.6 (C4I)	0	0	0	0	354,667	90,081	0	0	4,194	55	358,861	90,136
3.7 Other Services and Miscellaneous Contracts	0	0	0	0	849,441	160,005	0	0	80,998	15,192	930,439	175,197
3.0 Operating Support Sub-Total	0	0	0	0	2,801,641	838,195	10,424	10,409	703,192	602,092	3,515,257	1,450,696
4.1 Airlift	0	0	0	0	356,759	231,755	0	0	37,192	24,627	393,951	256,382
4.2 Sealift	0	0	0	0	20	0	0	0	0	0	20	0
4.4 Port Handling/Inland Transportation	0	0	0	0	22,887	6,561	0	0	0	0	22,887	6,561
4.5 Other Transportation	0	0	0	0	34,908	12,402	0	0	4,443	1,254	39,351	13,656
4.8 Retrograde of Personnel and Equipment	0	0	0	0	822	632	0	0	1	1	823	633
4.0 Transportation Sub-Total	0	0	0	0	415,396	251,350	0	0	41,636	25,882	457,032	277,232
7.6.2 U.S. Trainer/Enabler	0	0	0	0	0	0	0	0	21	19	21	19
7.0 Other Support Sub-Total	0	0	0	0	0	0	0	0	21	19	21	19
Defense Health Program Total	0	0	0	0	130,295	106,425	0	0	0	0	130,295	106,425
2.3 Medical Support/Health Services	0	0	0	0	130,295	106,425	0	0	0	0	130,295	106,425
2.0 Personnel Support Sub-Total	0	0	0	0	130,295	106,425	0	0	0	0	130,295	106,425
DODIG Total	0	0	0	0	2,815	2,775	0	0	5,595	5,480	8,410	8,255
1.2.1 Civilian Premium Pay	0	0	0	0	444	444	0	0	808	808	1,252	1,252
1.2.2 Civilian Temporary Hires	0	0	0	0	2,255	2,255	0	0	4,187	4,187	6,442	6,442
1.0 Personnel Sub-Total	0	0	0	0	2,699	2,699	0	0	4,995	4,995	7,694	7,694
2.1 Temporary Duty (TDY)/Additional Duty (TAD)	0	0	0	0	111	71	0	0	595	480	706	551
2.2 Clothing and Other Personnel Equipment & Supplies	0	0	0	0	0	0	0	0	5	5	5	5
2.0 Personnel Support Sub-Total	0	0	0	0	111	71	0	0	600	485	711	556
3.1 Training	0	0	0	0	2	2	0	0	0	0	2	2
3.3 Other Supplies & Equipment	0	0	0	0	3	3	0	0	0	0	3	3
3.0 Operating Support Sub-Total	0	0	0	0	5	5	0	0	0	0	5	5
Defense Agency Total	0	0	0	0	1,328,565	398,121	0	0	162,169	82,899	1,490,734	481,020
1.2.1 Civilian Premium Pay	0	0	0	0	26,114	22,146	0	0	2,452	2,263	28,566	24,409
1.2.2 Civilian Temporary Hires	0	0	0	0	4,282	3,771	0	0	370	341	4,652	4,112
1.0 Personnel Sub-Total	0	0	0	0	30,396	25,917	0	0	2,822	2,604	33,218	28,521
2.1 Temporary Duty (TDY)/Additional Duty (TAD)	0	0	0	0	85,610	45,134	0	0	11,925	7,676	97,535	52,810
2.2 Clothing and Other Personnel Equipment & Supplies	0	0	0	0	833	226	0	0	12	12	845	238
2.3 Medical Support/Health Services	0	0	0	0	2,271	484	0	0	527	21	2,798	505
2.5 Other Personnel Support	0	0	0	0	11,336	5,850	0	0	0	0	11,336	5,850
2.0 Personnel Support Sub-Total	0	0	0	0	100,050	51,694	0	0	12,464	7,709	112,514	59,403
3.1 Training	0	0	0	0	11,685	3,887	0	0	1,358	406	13,043	4,293
3.2 Operations (OPTEMPO) (Fuel, Other POL, Parts)	0	0	0	0	53,952	27,229	0	0	43,088	30,717	97,040	57,946
3.3 Other Supplies & Equipment	0	0	0	0	51,726	18,444	0	0	12,738	2,134	64,464	20,578
3.4 Facilities/Base Support	0	0	0	0	1,569	0	0	0	0	0	1,569	0
3.5.1 Organization Level Maintenance	0	0	0	0	109	107	0	0	0	0	109	107
3.5.2 Intermediate Level Maintenance	0	0	0	0	1,571	1,181	0	0	7	0	1,578	1,181
3.5.3 Depot Level Maintenance	0	0	0	0	25,759	2,245	0	0	0	0	25,759	2,245
3.5.4 Contractor Logistics Support	0	0	0	0	195,788	44,060	0	0	27,797	8,295	223,585	52,355
3.5.6 MRAP Vehicles Equipment Maintenance	0	0	0	0	40,922	4,235	0	0	0	0	40,922	4,235
3.6 (C4I)	0	0	0	0	108,632	3,495	0	0	10,353	2,540	118,985	6,035
3.7 Other Services and Miscellaneous Contracts	0	0	0	0	559,160	152,062	0	0	33,909	16,324	593,069	168,386
3.0 Operating Support Sub-Total	0	0	0	0	1,050,873	256,945	0	0	129,250	60,416	1,180,123	317,361
4.1 Airlift	0	0	0	0	93,637	29,101	0	0	17,400	12,139	111,037	41,240
4.2 Sealift	0	0	0	0	4,216	101	0	0	0	0	4,216	101
4.4 Port Handling/Inland Transportation	0	0	0	0	1,950	1,096	0	0	87	22	2,037	1,118
4.5 Other Transportation	0	0	0	0	2,670	898	0	0	146	9	2,816	907
4.6 Second Destination Transportation	0	0	0	0	85	12	0	0	0	0	85	12

COST OF WAR
Operation and Maintenance (O&M) Summary Execution by Operation, Component, and Cost Breakdown Structure (CBS)
Beginning Fiscal Year - 2018
(Amounts in Thousands)
As of March 31, 2018

Component	Operation New Dawn (OND) / Post-OND Iraq Activities		Operation Enduring Freedom		Operation Freedom's Sentinel		Operation Noble Eagle		Operation Inherent Resolve		Summary	
	Obligations Year To Date	Disbursements Year To Date	Obligations Year To Date	Disbursements Year To Date	Obligations Year To Date	Disbursements Year To Date	Obligations Year To Date	Disbursements Year To Date	Obligations Year To Date	Disbursements Year To Date	Obligations Year To Date	Disbursements Year To Date
4.0 Transportation Sub-Total	0	0	0	0	102,558	31,208	0	0	17,633	12,170	120,191	43,378
6.2.1 Basic Research	0	0	0	0	84	84	0	0	0	0	84	84
6.0 Investment Sub-Total	0	0	0	0	84	84	0	0	0	0	84	84
7.1.90 Coalition Readiness Support Program (CRSP)	0	0	0	0	7,998	0	0	0	0	0	7,998	0
7.2.1 Transportation Support	0	0	0	0	11,906	7,573	0	0	0	0	11,906	7,573
7.2.2 Logistic Support	0	0	0	0	24,700	24,700	0	0	0	0	24,700	24,700
7.0 Other Support Sub-Total	0	0	0	0	44,604	32,273	0	0	0	0	44,604	32,273

COST OF WAR
Operation and Maintenance (O&M) Summary Execution by Operation, Component, Appropriation and Cost Breakdown Structure (CBS)
Beginning Fiscal Year - 2018
(Amounts in Thousands)
As of March 31, 2018

Component and Appropriation	Operation New Dawn (OND) / Post-OND Iraq Activities		Operation Enduring Freedom		Operation Freedom's Sentinel		Operation Noble Eagle		Operation Inherent Resolve		Summary	
	Obligations Year to Date	Disbursements Year to Date	Obligations Year to Date	Disbursements Year to Date	Obligations Year to Date	Disbursements Year to Date	Obligations Year to Date	Disbursements Year to Date	Obligations Year to Date	Disbursements Year to Date	Obligations Year to Date	Disbursements Year to Date
Grand Total	0	0	0	0	14,353,350	5,728,051	34,827	19,861	2,054,911	1,159,676	16,443,088	6,907,588
Army Total	0	0	0	0	6,268,649	2,474,135	21,820	7,059	923,550	335,334	7,214,019	2,816,528
Army Active Total	0	0	0	0	6,214,483	2,453,266	21,820	7,059	923,550	335,334	7,159,853	2,795,659
Operation and Maintenance, Army												
1.2.1 Civilian Premium Pay	0	0	0	0	43,362	32,810	268	250	21,542	8,412	65,172	41,472
1.2.2 Civilian Temporary Hires	0	0	0	0	402	374	0	0	190	190	592	564
1.0 Personnel Sub-Total	0	0	0	0	43,764	33,184	268	250	21,732	8,602	65,764	42,036
2.1 Temporary Duty (TDY)/Additional Duty (TAD)	0	0	0	0	110,027	44,543	3,128	2,543	14,907	3,369	128,062	50,455
2.2 Clothing and Other Personnel Equipment & Supplies	0	0	0	0	101,924	2,127	0	0	619	0	102,543	2,127
2.3 Medical Support/Health Services	0	0	0	0	32,904	16,981	0	0	5,714	4,075	38,618	21,056
2.4 Reserve Component Activation/Deactivation	0	0	0	0	4	3	0	0	0	0	4	3
2.5 Other Personnel Support	0	0	0	0	12,562	3,241	0	0	170,258	104,552	182,200	107,793
2.6 Rest & Recreation	0	0	0	0	566	566	0	0	0	0	566	566
2.0 Personnel Support Sub-Total	0	0	0	0	257,987	67,461	3,128	2,543	191,498	111,996	452,613	182,000
3.1 Training	0	0	0	0	193,257	11,445	20	0	43	43	193,320	11,488
3.1.0 Care-in-Store	0	0	0	0	11,059	0	0	0	0	0	11,059	0
3.2 Operations (OPTEMPO) (Fuel, Other POL, Parts)	0	0	0	0	565,721	341,945	992	335	135,403	87,281	702,116	429,561
3.3 Other Supplies & Equipment	0	0	0	0	282,767	130,874	121	91	76,166	31,296	359,054	162,261
3.4 Facilities/Base Support	0	0	0	0	321,633	35,294	3,448	392	42,196	15,171	367,277	50,857
3.5.1 Organization Level Maintenance	0	0	0	0	6,335	3,490	0	0	0	0	6,335	3,490
3.5.2 Intermediate Level Maintenance	0	0	0	0	142,572	30,027	0	0	0	0	142,572	30,027
3.5.3 Depot Level Maintenance	0	0	0	0	379,850	72,893	0	0	2,028	1,508	381,878	74,401
3.5.4 Contractor Logistics Support	0	0	0	0	540,279	124,714	5,521	561	69,150	2,532	614,950	127,807
3.5.6 MRAP Vehicles Equipment Maintenance	0	0	0	0	10,881	1,378	0	0	0	0	10,881	1,378
3.6 (C4I)	0	0	0	0	574,678	139,373	182	73	119,377	18,875	694,237	158,321
3.7 Other Services and Miscellaneous Contracts	0	0	0	0	1,235,273	348,933	7,123	2,158	144,930	9,454	1,387,326	360,545
3.9 Psychological Operations (Information Operations)	0	0	0	0	64,862	0	0	0	0	0	64,862	0
3.0 Operating Support Sub-Total	0	0	0	0	4,329,167	1,240,366	17,407	3,610	589,293	166,160	4,935,867	1,410,136
4.1 Airlift	0	0	0	0	90,822	88,129	0	0	0	0	90,822	88,129
4.4 Port Handling/Inland Transportation	0	0	0	0	118,328	33,718	1,017	656	62,682	27,507	182,027	61,881
4.5 Other Transportation	0	0	0	0	51	1	0	0	0	0	51	1
4.6 Second Destination Transportation	0	0	0	0	295,174	112,502	0	0	1,144	10	296,318	112,512
4.0 Transportation Sub-Total	0	0	0	0	504,375	234,350	1,017	656	63,826	27,517	569,218	262,523
7.4.1 Afghanistan (CERP)	0	0	0	0	1,561	889	0	0	0	0	1,561	889
7.6.1 Trainee Equip/Support	0	0	0	0	0	0	0	0	1	1	1	1
7.6.2 U.S. Trainer/Enabler	0	0	0	0	0	0	0	0	57,200	21,058	57,200	21,058
7.0 Other Support Sub-Total	0	0	0	0	1,561	889	0	0	57,201	21,059	58,762	21,948
Afghanistan Security Forces Fund, Army												
7.3.02 Defense Forces Sustainment	0	0	0	0	614,029	528,517	0	0	0	0	614,029	528,517
7.3.03 Defense Forces Infrastructure	0	0	0	0	13,686	56	0	0	0	0	13,686	56
7.3.04 Defense Forces Equipment and Transportation	0	0	0	0	199,686	199,686	0	0	0	0	199,686	199,686
7.3.05 Defense Forces Training and Operations	0	0	0	0	138,652	85,066	0	0	0	0	138,652	85,066
7.3.07 Interior Forces Sustainment	0	0	0	0	66,065	30,716	0	0	0	0	66,065	30,716
7.3.08 Interior Forces Infrastructure	0	0	0	0	265	5	0	0	0	0	265	5
7.3.09 Interior Forces Equipment	0	0	0	0	7,342	7,342	0	0	0	0	7,342	7,342
7.3.10 Interior Forces Training and Operations	0	0	0	0	37,904	27,990	0	0	0	0	37,904	27,990
7.3.20 Other	0	0	0	0	0	-2,362	0	0	0	0	0	-2,362
7.0 Other Support Sub-Total	0	0	0	0	1,077,629	877,016	0	0	0	0	1,077,629	877,016
Army Reserve Total	0	0	0	0	11,032	3,905	0	0	0	0	11,032	3,905
Operation and Maintenance, Army Reserve												
2.1 Temporary Duty (TDY)/Additional Duty (TAD)	0	0	0	0	3,324	2,299	0	0	0	0	3,324	2,299
2.5 Other Personnel Support	0	0	0	0	4,187	154	0	0	0	0	4,187	154
2.0 Personnel Support Sub-Total	0	0	0	0	7,511	2,453	0	0	0	0	7,511	2,453
3.1 Training	0	0	0	0	80	0	0	0	0	0	80	0
3.2 Operations (OPTEMPO) (Fuel, Other POL, Parts)	0	0	0	0	15	4	0	0	0	0	15	4
3.3 Other Supplies & Equipment	0	0	0	0	125	61	0	0	0	0	125	61

COST OF WAR
Operation and Maintenance (O&M) Summary Execution by Operation, Component, Appropriation and Cost Breakdown Structure (CBS)
Beginning Fiscal Year - 2018
(Amounts in Thousands)
As of March 31, 2018

Component and Appropriation	Operation New Dawn (OND) / Post-OND Iraq Activities		Operation Enduring Freedom		Operation Freedom's Sentinel		Operation Noble Eagle		Operation Inherent Resolve		Summary	
	Obligations Year to Date	Disbursements Year to Date	Obligations Year to Date	Disbursements Year to Date	Obligations Year to Date	Disbursements Year to Date	Obligations Year to Date	Disbursements Year to Date	Obligations Year to Date	Disbursements Year to Date	Obligations Year to Date	Disbursements Year to Date
3.4 Facilities/Base Support	0	0	0	0	755	277	0	0	0	0	755	277
3.6 (C4I)	0	0	0	0	11	11	0	0	0	0	11	11
3.7 Other Services and Miscellaneous Contracts	0	0	0	0	1,077	256	0	0	0	0	1,077	256
3.0 Operating Support Sub-Total	0	0	0	0	2,063	609	0	0	0	0	2,063	609
4.4 Port Handling/Inland Transportation	0	0	0	0	1,458	843	0	0	0	0	1,458	843
4.0 Transportation Sub-Total	0	0	0	0	1,458	843	0	0	0	0	1,458	843
Army National Guard Total	0	0	0	0	43,134	16,964	0	0	0	0	43,134	16,964
Operation and Maintenance, Army Natl Guard												
1.2.1 Civilian Premium Pay	0	0	0	0	29	26	0	0	0	0	29	26
1.0 Personnel Sub-Total	0	0	0	0	29	26	0	0	0	0	29	26
2.1 Temporary Duty (TDY)/Additional Duty (TAD)	0	0	0	0	56	13	0	0	0	0	56	13
2.2 Clothing and Other Personnel Equipment & Supplies	0	0	0	0	113	87	0	0	0	0	113	87
2.3 Medical Support/Health Services	0	0	0	0	1,422	312	0	0	0	0	1,422	312
2.4 Reserve Component Activation/Deactivation	0	0	0	0	4,657	2,890	0	0	0	0	4,657	2,890
2.5 Other Personnel Support	0	0	0	0	40	2	0	0	0	0	40	2
2.0 Personnel Support Sub-Total	0	0	0	0	6,288	3,304	0	0	0	0	6,288	3,304
3.1 Training	0	0	0	0	107	48	0	0	0	0	107	48
3.2 Operations (OPTEMPO) (Fuel, Other POL, Parts)	0	0	0	0	17,895	8,731	0	0	0	0	17,895	8,731
3.3 Other Supplies & Equipment	0	0	0	0	6,172	1,252	0	0	0	0	6,172	1,252
3.4 Facilities/Base Support	0	0	0	0	544	58	0	0	0	0	544	58
3.5.4 Contractor Logistics Support	0	0	0	0	129	68	0	0	0	0	129	68
3.6 (C4I)	0	0	0	0	5,167	2,660	0	0	0	0	5,167	2,660
3.7 Other Services and Miscellaneous Contracts	0	0	0	0	5,656	327	0	0	0	0	5,656	327
3.0 Operating Support Sub-Total	0	0	0	0	35,670	13,144	0	0	0	0	35,670	13,144
4.4 Port Handling/Inland Transportation	0	0	0	0	1,147	490	0	0	0	0	1,147	490
4.0 Transportation Sub-Total	0	0	0	0	1,147	490	0	0	0	0	1,147	490
Navy/Marine Corps Total	0	0	0	0	3,204,608	1,552,913	0	0	191,733	95,198	3,396,341	1,648,111
Navy Total	0	0	0	0	2,786,191	1,408,375	0	0	150,398	90,777	2,936,589	1,499,152
Navy Active Total	0	0	0	0	2,771,762	1,403,240	0	0	150,398	90,777	2,922,160	1,494,017
Operation and Maintenance, Navy												
1.2.1 Civilian Premium Pay	0	0	0	0	23,894	22,472	0	0	0	0	23,894	22,472
1.0 Personnel Sub-Total	0	0	0	0	23,894	22,472	0	0	0	0	23,894	22,472
2.1 Temporary Duty (TDY)/Additional Duty (TAD)	0	0	0	0	51,123	29,441	0	0	2,814	2,738	53,937	32,179
2.2 Clothing and Other Personnel Equipment & Supplies	0	0	0	0	1,989	1,253	0	0	0	0	1,989	1,253
2.3 Medical Support/Health Services	0	0	0	0	2,392	1,272	0	0	0	0	2,392	1,272
2.5 Other Personnel Support	0	0	0	0	1,444	101	0	0	0	0	1,444	101
2.7 Body Armor	0	0	0	0	1,390	0	0	0	0	0	1,390	0
2.0 Personnel Support Sub-Total	0	0	0	0	58,338	32,067	0	0	2,814	2,738	61,152	34,805
3.1 Training	0	0	0	0	18,465	10,115	0	0	21	0	18,486	10,115
3.2 Operations (OPTEMPO) (Fuel, Other POL, Parts)	0	0	0	0	449,026	382,433	0	0	88,955	77,752	537,981	460,185
3.3 Other Supplies & Equipment	0	0	0	0	201,884	147,040	0	0	178	178	202,062	147,218
3.4 Facilities/Base Support	0	0	0	0	90,930	31,833	0	0	0	0	90,930	31,833
3.5.1 Organization Level Maintenance	0	0	0	0	67,996	59,152	0	0	0	0	67,996	59,152
3.5.2 Intermediate Level Maintenance	0	0	0	0	25,698	15,067	0	0	0	0	25,698	15,067
3.5.3 Depot Level Maintenance	0	0	0	0	1,539,468	604,005	0	0	26,608	8,364	1,566,076	612,369
3.5.4 Contractor Logistics Support	0	0	0	0	3,269	1,195	0	0	1,000	0	4,269	1,195
3.6 (C4I)	0	0	0	0	44,650	17,556	0	0	2,293	1,185	46,943	18,741
3.7 Other Services and Miscellaneous Contracts	0	0	0	0	148,759	22,003	0	0	27,716	0	176,475	22,003
3.8 IED Operation	0	0	0	0	387	79	0	0	126	0	513	79
3.9 Psychological Operations (Information Operations)	0	0	0	0	387	0	0	0	127	0	514	0
3.0 Operating Support Sub-Total	0	0	0	0	2,590,919	1,290,478	0	0	147,024	87,479	2,737,943	1,377,957
4.1 Airlift	0	0	0	0	43,165	18,636	0	0	560	560	43,725	19,196
4.2 Sealift	0	0	0	0	49,138	38,786	0	0	0	0	49,138	38,786
4.4 Port Handling/Inland Transportation	0	0	0	0	4,000	0	0	0	0	0	4,000	0
4.5 Other Transportation	0	0	0	0	2,068	627	0	0	0	0	2,068	627

COST OF WAR
Operation and Maintenance (O&M) Summary Execution by Operation, Component, Appropriation and Cost Breakdown Structure (CBS)
Beginning Fiscal Year - 2018
(Amounts in Thousands)
As of March 31, 2018

Component and Appropriation	Operation New Dawn (OND) / Post-OND Iraq Activities		Operation Enduring Freedom		Operation Freedom's Sentinel		Operation Noble Eagle		Operation Inherent Resolve		Summary	
	Obligations Year to Date	Disbursements Year to Date	Obligations Year to Date	Disbursements Year to Date	Obligations Year to Date	Disbursements Year to Date	Obligations Year to Date	Disbursements Year to Date	Obligations Year to Date	Disbursements Year to Date	Obligations Year to Date	Disbursements Year to Date
4.6 Second Destination Transportation	0	0	0	0	240	174	0	0	0	0	240	174
4.0 Transportation Sub-Total	0	0	0	0	98,611	58,223	0	0	560	560	99,171	58,783
Navy Reserve Total	0	0	0	0	14,429	5,135	0	0	0	0	14,429	5,135
Operation and Maintenance, Navy Reserve												
2.2 Clothing and Other Personnel Equipment & Supplies	0	0	0	0	85	13	0	0	0	0	85	13
2.4 Reserve Component Activation/Deactivation	0	0	0	0	598	436	0	0	0	0	598	436
2.0 Personnel Support Sub-Total	0	0	0	0	683	449	0	0	0	0	683	449
3.1 Training	0	0	0	0	617	0	0	0	0	0	617	0
3.3 Other Supplies & Equipment	0	0	0	0	1	1	0	0	0	0	1	1
3.4 Facilities/Base Support	0	0	0	0	666	0	0	0	0	0	666	0
3.5.3 Depot Level Maintenance	0	0	0	0	12,172	4,682	0	0	0	0	12,172	4,682
3.7 Other Services and Miscellaneous Contracts	0	0	0	0	285	0	0	0	0	0	285	0
3.0 Operating Support Sub-Total	0	0	0	0	13,741	4,683	0	0	0	0	13,741	4,683
4.6 Second Destination Transportation	0	0	0	0	5	3	0	0	0	0	5	3
4.0 Transportation Sub-Total	0	0	0	0	5	3	0	0	0	0	5	3
Marine Corps Total	0	0	0	0	418,417	144,538	0	0	41,335	4,421	459,752	148,959
Marine Corps Active Total	0	0	0	0	417,328	144,022	0	0	41,335	4,421	458,663	148,443
Operation and Maintenance, Marine Corps												
1.2.1 Civilian Premium Pay	0	0	0	0	309	284	0	0	12	12	321	296
1.0 Personnel Sub-Total	0	0	0	0	309	284	0	0	12	12	321	296
2.1 Temporary Duty (TDY)/Additional Duty (TAD)	0	0	0	0	42,047	27,201	0	0	3,080	988	45,127	28,189
2.2 Clothing and Other Personnel Equipment & Supplies	0	0	0	0	2,622	38	0	0	0	0	2,622	38
2.3 Medical Support/Health Services	0	0	0	0	4,047	1,887	0	0	134	47	4,181	1,934
2.5 Other Personnel Support	0	0	0	0	9,537	3,452	0	0	5,462	1,680	14,999	5,132
2.0 Personnel Support Sub-Total	0	0	0	0	58,253	32,578	0	0	8,676	2,715	66,929	35,293
3.1 Training	0	0	0	0	17,075	458	0	0	525	102	17,600	560
3.2 Operations (OPTEMPO) (Fuel, Other POL, Parts)	0	0	0	0	47,046	21,812	0	0	40	35	47,086	21,847
3.2.1 MRAP Vehicles Operation	0	0	0	0	13,348	500	0	0	0	0	13,348	500
3.3 Other Supplies & Equipment	0	0	0	0	54,050	30,203	0	0	925	405	54,975	30,608
3.4 Facilities/Base Support	0	0	0	0	6,526	884	0	0	0	0	6,526	884
3.5.1 Organization Level Maintenance	0	0	0	0	704	807	0	0	0	0	704	807
3.5.2 Intermediate Level Maintenance	0	0	0	0	9,950	3,021	0	0	0	0	9,950	3,021
3.5.3 Depot Level Maintenance	0	0	0	0	13,482	2,116	0	0	19,530	691	33,012	2,807
3.5.4 Contractor Logistics Support	0	0	0	0	16,704	254	0	0	0	0	16,704	254
3.5.6 MRAP Vehicles Equipment Maintenance	0	0	0	0	2,236	776	0	0	0	0	2,236	776
3.6 (C4I)	0	0	0	0	7,557	528	0	0	0	0	7,557	528
3.7 Other Services and Miscellaneous Contracts	0	0	0	0	118,780	27,046	0	0	11,627	461	130,407	27,507
3.0 Operating Support Sub-Total	0	0	0	0	307,458	88,405	0	0	32,647	1,694	340,105	90,099
4.1 Airlift	0	0	0	0	8,078	2,333	0	0	0	0	8,078	2,333
4.2 Sealift	0	0	0	0	3,500	0	0	0	0	0	3,500	0
4.4 Port Handling/Inland Transportation	0	0	0	0	281	143	0	0	0	0	281	143
4.5 Other Transportation	0	0	0	0	27,381	18,492	0	0	0	0	27,381	18,492
4.6 Second Destination Transportation	0	0	0	0	12,000	1,771	0	0	0	0	12,000	1,771
4.7 MRAP Vehicles Transportation	0	0	0	0	14	0	0	0	0	0	14	0
4.8 Retrograde of Personnel and Equipment	0	0	0	0	54	16	0	0	0	0	54	16
4.0 Transportation Sub-Total	0	0	0	0	51,308	22,755	0	0	0	0	51,308	22,755
Marine Corps Reserve Total	0	0	0	0	1,089	516	0	0	0	0	1,089	516
Operation and Maintenance, USMC Reserve												
2.4 Reserve Component Activation/Deactivation	0	0	0	0	10	53	0	0	0	0	10	53
2.0 Personnel Support Sub-Total	0	0	0	0	10	53	0	0	0	0	10	53
3.1 Training	0	0	0	0	1,079	463	0	0	0	0	1,079	463
3.0 Operating Support Sub-Total	0	0	0	0	1,079	463	0	0	0	0	1,079	463
Air Force Total	0	0	0	0	3,418,418	1,193,682	13,007	12,802	771,864	640,765	4,203,289	1,847,249

COST OF WAR
Operation and Maintenance (O&M) Summary Execution by Operation, Component, Appropriation and Cost Breakdown Structure (CBS)
Beginning Fiscal Year - 2018
(Amounts in Thousands)
As of March 31, 2018

Component and Appropriation	Operation New Dawn (OND) / Post-OND Iraq Activities		Operation Enduring Freedom		Operation Freedom's Sentinel		Operation Noble Eagle		Operation Inherent Resolve		Summary	
	Obligations Year to Date	Disbursements Year to Date	Obligations Year to Date	Disbursements Year to Date	Obligations Year to Date	Disbursements Year to Date	Obligations Year to Date	Disbursements Year to Date	Obligations Year to Date	Disbursements Year to Date	Obligations Year to Date	Disbursements Year to Date
Air Force Active Total	0	0	0	0	3,412,547	1,191,554	13,007	12,802	771,863	640,765	4,197,417	1,845,121
Operation and Maintenance, Air Force												
1.2.2 Civilian Temporary Hires	0	0	0	0	22,289	22,004	1,926	1,926	2,346	2,320	26,561	26,250
1.0 Personnel Sub-Total	0	0	0	0	22,289	22,004	1,926	1,926	2,346	2,320	26,561	26,250
2.1 Temporary Duty (TDY)/Additional Duty (TAD)	0	0	0	0	106,250	60,473	626	460	10,706	6,411	117,582	67,344
2.2 Clothing and Other Personnel Equipment & Supplies	0	0	0	0	1,572	999	0	0	599	0	2,171	999
2.3 Medical Support/Health Services	0	0	0	0	9,236	6,916	31	7	704	399	9,971	7,322
2.5 Other Personnel Support	0	0	0	0	59,564	12,439	0	0	12,660	3,642	72,224	16,081
2.0 Personnel Support Sub-Total	0	0	0	0	176,622	80,827	657	467	24,669	10,452	201,948	91,746
3.1 Training	0	0	0	0	34,249	4,583	0	0	1,770	43	36,019	4,626
3.2 Operations (OPTEMPO) (Fuel, Other POL, Parts)	0	0	0	0	182,783	180,703	10,401	10,401	574,827	573,943	768,011	765,047
3.3 Other Supplies & Equipment	0	0	0	0	272,298	102,708	13	8	24,201	11,423	296,512	114,139
3.4 Facilities/Base Support	0	0	0	0	89,115	32,715	10	0	17,201	1,436	106,326	34,151
3.5.3 Depot Level Maintenance	0	0	0	0	1,016,710	266,746	0	0	0	0	1,016,710	266,746
3.6 (C4I)	0	0	0	0	354,646	90,080	0	0	4,194	55	358,840	90,135
3.7 Other Services and Miscellaneous Contracts	0	0	0	0	848,439	159,838	0	0	80,998	15,192	929,437	175,030
3.0 Operating Support Sub-Total	0	0	0	0	2,798,240	837,373	10,424	10,409	703,191	602,092	3,511,855	1,449,874
4.1 Airlift	0	0	0	0	356,759	231,755	0	0	37,192	24,627	393,951	256,382
4.2 Sealift	0	0	0	0	20	0	0	0	0	0	20	0
4.4 Port Handling/Inland Transportation	0	0	0	0	22,887	6,561	0	0	0	0	22,887	6,561
4.5 Other Transportation	0	0	0	0	34,908	12,402	0	0	4,443	1,254	39,351	13,656
4.8 Retrograde of Personnel and Equipment	0	0	0	0	822	632	0	0	1	1	823	633
4.0 Transportation Sub-Total	0	0	0	0	415,396	251,350	0	0	41,636	25,882	457,032	277,232
7.6.2 U.S. Trainer/Enabler	0	0	0	0	0	0	0	0	21	19	21	19
7.0 Other Support Sub-Total	0	0	0	0	0	0	0	0	21	19	21	19
Air Force Reserve Total	0	0	0	0	3,598	1,313	0	0	1	0	3,599	1,313
Operation and Maintenance, Air Force Reserve												
2.1 Temporary Duty (TDY)/Additional Duty (TAD)	0	0	0	0	2,292	1,172	0	0	0	0	2,292	1,172
2.0 Personnel Support Sub-Total	0	0	0	0	2,292	1,172	0	0	0	0	2,292	1,172
3.3 Other Supplies & Equipment	0	0	0	0	104	104	0	0	1	0	105	104
3.4 Facilities/Base Support	0	0	0	0	1,202	37	0	0	0	0	1,202	37
3.0 Operating Support Sub-Total	0	0	0	0	1,306	141	0	0	1	0	1,307	141
Air Force National Guard Total	0	0	0	0	2,273	815	0	0	0	0	2,273	815
Operation and Maintenance, Air Natl Guard												
2.1 Temporary Duty (TDY)/Additional Duty (TAD)	0	0	0	0	178	134	0	0	0	0	178	134
2.0 Personnel Support Sub-Total	0	0	0	0	178	134	0	0	0	0	178	134
3.1 Training	0	0	0	0	4	4	0	0	0	0	4	4
3.3 Other Supplies & Equipment	0	0	0	0	692	429	0	0	0	0	692	429
3.4 Facilities/Base Support	0	0	0	0	376	80	0	0	0	0	376	80
3.6 (C4I)	0	0	0	0	21	1	0	0	0	0	21	1
3.7 Other Services and Miscellaneous Contracts	0	0	0	0	1,002	167	0	0	0	0	1,002	167
3.0 Operating Support Sub-Total	0	0	0	0	2,095	681	0	0	0	0	2,095	681
Defense Health Program Total	0	0	0	0	130,295	106,425	0	0	0	0	130,295	106,425
Defense Health Program, Defense												
2.3 Medical Support/Health Services	0	0	0	0	130,295	106,425	0	0	0	0	130,295	106,425
2.0 Personnel Support Sub-Total	0	0	0	0	130,295	106,425	0	0	0	0	130,295	106,425
DODIG Total	0	0	0	0	2,815	2,775	0	0	5,595	5,480	8,410	8,255
Office of the Inspector General, Defense												
1.2.1 Civilian Premium Pay	0	0	0	0	444	444	0	0	808	808	1,252	1,252
1.2.2 Civilian Temporary Hires	0	0	0	0	2,255	2,255	0	0	4,187	4,187	6,442	6,442
1.0 Personnel Sub-Total	0	0	0	0	2,699	2,699	0	0	4,995	4,995	7,694	7,694

COST OF WAR
Operation and Maintenance (O&M) Summary Execution by Operation, Component, Appropriation and Cost Breakdown Structure (CBS)
Beginning Fiscal Year - 2018
(Amounts in Thousands)
As of March 31, 2018

Component and Appropriation	Operation New Dawn (OND) / Post-OND Iraq Activities		Operation Enduring Freedom		Operation Freedom's Sentinel		Operation Noble Eagle		Operation Inherent Resolve		Summary	
	Obligations Year to Date	Disbursements Year to Date	Obligations Year to Date	Disbursements Year to Date	Obligations Year to Date	Disbursements Year to Date	Obligations Year to Date	Disbursements Year to Date	Obligations Year to Date	Disbursements Year to Date	Obligations Year to Date	Disbursements Year to Date
2.1 Temporary Duty (TDY)/Additional Duty (TAD)	0	0	0	0	111	71	0	0	595	480	706	551
2.2 Clothing and Other Personnel Equipment & Supplies	0	0	0	0	0	0	0	0	5	5	5	5
2.0 Personnel Support Sub-Total	0	0	0	0	111	71	0	0	600	485	711	556
3.1 Training	0	0	0	0	2	2	0	0	0	0	2	2
3.3 Other Supplies & Equipment	0	0	0	0	3	3	0	0	0	0	3	3
3.0 Operating Support Sub-Total	0	0	0	0	5	5	0	0	0	0	5	5
Defense Agency Total	0	0	0	0	1,328,565	398,121	0	0	162,169	82,899	1,490,734	481,020
Operation and Maintenance, Defense-Wide												
1.2.1 Civilian Premium Pay	0	0	0	0	26,114	22,146	0	0	2,452	2,263	28,566	24,409
1.2.2 Civilian Temporary Hires	0	0	0	0	4,282	3,771	0	0	370	341	4,652	4,112
1.0 Personnel Sub-Total	0	0	0	0	30,396	25,917	0	0	2,822	2,604	33,218	28,521
2.1 Temporary Duty (TDY)/Additional Duty (TAD)	0	0	0	0	85,610	45,134	0	0	11,925	7,676	97,535	52,810
2.2 Clothing and Other Personnel Equipment & Supplies	0	0	0	0	833	226	0	0	12	12	845	238
2.3 Medical Support/Health Services	0	0	0	0	2,271	484	0	0	527	21	2,798	505
2.5 Other Personnel Support	0	0	0	0	11,336	5,850	0	0	0	0	11,336	5,850
2.0 Personnel Support Sub-Total	0	0	0	0	100,050	51,694	0	0	12,464	7,709	112,514	59,403
3.1 Training	0	0	0	0	11,685	3,887	0	0	1,358	406	13,043	4,293
3.2 Operations (OPTEMPO) (Fuel, Other POL, Parts)	0	0	0	0	53,952	27,229	0	0	43,088	30,717	97,040	57,946
3.3 Other Supplies & Equipment	0	0	0	0	51,726	18,444	0	0	12,738	2,134	64,464	20,578
3.4 Facilities/Base Support	0	0	0	0	1,569	0	0	0	0	0	1,569	0
3.5.1 Organization Level Maintenance	0	0	0	0	109	107	0	0	0	0	109	107
3.5.2 Intermediate Level Maintenance	0	0	0	0	1,571	1,181	0	0	7	0	1,578	1,181
3.5.3 Depot Level Maintenance	0	0	0	0	25,759	2,245	0	0	0	0	25,759	2,245
3.5.4 Contractor Logistics Support	0	0	0	0	195,788	44,060	0	0	27,797	8,295	223,585	52,355
3.5.6 MRAP Vehicles Equipment Maintenance	0	0	0	0	40,922	4,235	0	0	0	0	40,922	4,235
3.6 (C4I)	0	0	0	0	108,632	3,495	0	0	10,353	2,540	118,985	6,035
3.7 Other Services and Miscellaneous Contracts	0	0	0	0	559,160	152,062	0	0	33,909	16,324	593,069	168,386
3.0 Operating Support Sub-Total	0	0	0	0	1,050,873	256,945	0	0	129,250	60,416	1,180,123	317,361
4.1 Airlift	0	0	0	0	93,637	29,101	0	0	17,400	12,139	111,037	41,240
4.2 Sealift	0	0	0	0	4,216	101	0	0	0	0	4,216	101
4.4 Port Handling/Inland Transportation	0	0	0	0	1,950	1,096	0	0	87	22	2,037	1,118
4.5 Other Transportation	0	0	0	0	2,670	898	0	0	146	9	2,816	907
4.6 Second Destination Transportation	0	0	0	0	85	12	0	0	0	0	85	12
4.0 Transportation Sub-Total	0	0	0	0	102,558	31,208	0	0	17,633	12,170	120,191	43,378
6.2.1 Basic Research	0	0	0	0	84	84	0	0	0	0	84	84
6.0 Investment Sub-Total	0	0	0	0	84	84	0	0	0	0	84	84
7.1.90 Coalition Readiness Support Program (CRSP)	0	0	0	0	7,998	0	0	0	0	0	7,998	0
7.2.1 Transportation Support	0	0	0	0	11,906	7,573	0	0	0	0	11,906	7,573
7.2.2 Logistic Support	0	0	0	0	24,700	24,700	0	0	0	0	24,700	24,700
7.0 Other Support Sub-Total	0	0	0	0	44,604	32,273	0	0	0	0	44,604	32,273

FY 2018 Cost of War for FY 2018 Appropriations

FY 2018 Estimate of Cost of War for FY 2018 Appropriations
(Amounts in Thousands)
As of March 31, 2018

APPROPRIATION Fiscal Year 2018 Accounts	Notes	Funds Appropriated 1/	Funds Transferred	Funds Available	Obligations March 2018	Obligations CFI 2/	Disbursements CFI 3/	Unpaid Obligations	Unobligated Balance	Percent Obligated
21 2018/2018 2010 Military Personnel, Army		2,527,223	0	2,527,223	210,822	1,221,340	1,221,340	0	1,305,883	48%
21 2018/2018 2070 Reserve Personnel, Army		17,842	0	17,842	2,487	13,388	11,223	2,165	4,454	75%
21 2018/2018 2060 National Guard Personnel, Army		164,099	0	164,099	18,929	74,459	63,024	11,435	89,640	45%
21 2018/2018 2020 Operation and Maintenance, Army		15,268,635	0	15,268,635	1,227,233	6,082,224	1,918,643	4,163,581	9,186,411	40%
21 2018/2018 2080 Operation and Maintenance, Army Reserve		24,699	0	24,699	2,815	11,032	3,905	7,127	13,667	45%
21 2018/2018 2065 Operation and Maintenance, Army Natl Guard		108,036	0	108,036	11,957	43,134	16,964	26,170	64,902	40%
21 2018/2020 2031 Aircraft Procurement, Army		387,211	0	387,211	1,003	46,095	660	45,435	341,116	12%
21 2018/2020 2032 Missile Procurement, Army		628,264	0	628,264	50	83	0	83	628,181	0%
21 2018/2020 2034 Procurement of Ammunition, Army		119,372	0	119,372	2,111	16,569	7	16,562	102,803	14%
21 2018/2020 2035 Other Procurement, Army		276,179	0	276,179	66,835	102,401	1,036	101,365	173,778	37%
21 2018/2019 2040 Research, Development, Test, and Eval, Army		182,876	0	182,876	11,536	20,397	2,199	18,198	162,479	11%
21 2018/2022 2050 Military Construction, Army		130,400	0	130,400	0	0	0	0	130,400	0%
17 2018/2018 1453 Military Personnel, Navy		376,991	0	376,991	27,693	187,462	185,063	2,399	189,529	50%
17 2018/2018 1405 Reserve Personnel, Navy		9,091	0	9,091	1,335	6,928	5,229	1,699	2,163	76%
17 2018/2018 1804 Operation and Maintenance, Navy		5,747,024	0	5,747,024	884,074	2,922,160	1,494,017	1,428,143	2,824,864	51%
17 2018/2018 1806 Operation and Maintenance, Navy Reserve		23,980	0	23,980	2,675	14,429	5,135	9,294	9,551	60%
17 2018/2020 1506 Aircraft Procurement, Navy		157,300	0	157,300	19,330	22,668	579	22,089	134,632	14%
17 2018/2020 1507 Weapons Procurement, Navy		130,994	0	130,994	0	4,588	0	4,588	126,406	4%
17 2018/2020 1508 Procurement of Ammunition, Navy and USMC		233,406	0	233,406	2,108	8,390	537	7,853	225,016	4%
17 2018/2020 1810 Other Procurement, Navy		178,573	0	178,573	0	12,994	2,508	10,486	165,579	7%
17 2018/2019 1319 Research, Development, Test, and Eval, Navy		66,110	0	66,110	6,333	6,739	10	6,729	59,371	10%
17 2018/2018 1105 Military Personnel, Marine Corps		103,979	0	103,979	11,586	55,344	54,156	1,188	48,635	53%
17 2018/2018 1108 Reserve Personnel, Marine Corps		2,328	0	2,328	311	1,951	0	1,951	377	84%
17 2018/2018 1106 Operation and Maintenance, Marine Corps		1,099,624	0	1,099,624	47,579	458,663	148,443	310,220	640,961	42%
17 2018/2018 1107 Operation and Maintenance, USMC Reserve		3,367	0	3,367	8	1,089	516	573	2,278	32%
17 2018/2020 1109 Procurement, Marine Corps		64,307	0	64,307	6,827	17,193	59	17,134	47,114	27%
57 2018/2018 3500 Military Personnel, Air Force		884,757	0	884,757	71,373	448,124	448,124	0	436,633	51%
57 2018/2018 3700 Reserve Personnel, Air Force		20,569	0	20,569	1,523	11,358	5,653	5,705	9,211	55%
57 2018/2018 3850 National Guard Personnel, Air Force		5,004	0	5,004	488	2,413	1,555	858	2,591	48%
57 2018/2018 3400 Operation and Maintenance, Air Force		9,697,446	0	9,697,446	876,077	4,197,417	1,845,121	2,352,296	5,500,029	43%
57 2018/2018 3740 Operation and Maintenance, Air Force Reserve		53,523	0	53,523	706	3,599	1,313	2,286	49,924	7%
57 2018/2018 3840 Operation and Maintenance, Air Natl Guard		15,400	0	15,400	597	2,273	815	1,458	13,127	15%
57 2018/2020 3010 Aircraft Procurement, Air Force		478,521	0	478,521	0	0	0	0	478,521	0%
57 2018/2020 3020 Missile Procurement, Air Force		481,700	0	481,700	0	0	0	0	481,700	0%
57 2018/2020 3021 Space Procurement, Air Force		2,256	0	2,256	0	0	0	0	2,256	0%
57 2018/2020 3011 Procurement of Ammunition, Air Force		551,509	0	551,509	0	0	0	0	551,509	0%
57 2018/2020 3080 Other Procurement, Air Force		123,017	0	123,017	0	0	0	0	123,017	0%
57 2018/2019 3600 Research, Development, Test and Eval, Air Force		63,200	0	63,200	0	0	0	0	63,200	0%
57 2018/2022 3300 Military Construction, Air Force		178,400	0	178,400	0	0	0	0	178,400	0%
97 2018/2018 0100 Operation and Maintenance, Defense-Wide		5,211,055	0	5,211,055	320,599	1,482,736	481,020	1,001,716	3,728,319	28%
97 2018/2019 0100 Operation and Maintenance, Defense-Wide		1,000,000	0	1,000,000	7,998	7,998	0	7,998	992,002	1%
97 2018/2018 0107 Office of the Inspector General, Defense		24,692	0	24,692	1,969	8,410	8,255	155	16,282	34%
97 2018/2018 0130 Defense Health Program, Defense		395,805	0	395,805	167	130,295	106,425	23,870	265,510	33%
97 2018/2020 0300 Procurement, Defense-Wide		470,188	0	470,188	26,090	119,251	5,340	113,911	350,937	25%
97 2018/2019 0400 Research, Development, Test and Eval, Defense		47,920	0	47,920	80	80	4	76	47,840	0%
97 2018/2022 0500 Military Construction, Defense-Wide		22,400	0	22,400	0	0	0	0	22,400	0%
97 2018/XXXX 4930 Defense Working Capital Funds, Defense		98,845	0	98,845	0	0	0	0	98,845	0%
21 2018/2019 2091 Afghanistan Security Forces Fund, Army		4,666,815	0	4,666,815	204,072	1,077,629	877,016	200,613	3,589,186	23%
97 2018/2018 0105 Drug Interdiction & Cntr Drug Activities		196,300	0	196,300	0	0	0	0	196,300	0%
97 2018/2020 2093 Joint Improvised Explosive Device Defeat Fund	4/	0	0	0	0	62,908	998	61,910	-62,908	0%
21 2018/2019 2099 Counter-ISIL Train and Equip Fund		1,769,000	0	1,769,000	6,783	11,623	10,295	1,328	1,757,377	1%

**FY 2018 Estimate of Cost of War for FY 2018 Appropriations
(Amounts in Thousands)
As of March 31, 2018**

APPROPRIATION Fiscal Year 2018 Accounts	Notes	Funds Appropriated 1/	Funds Transferred	Funds Available	Obligations March 2018	Obligations CFI 2/	Disbursements CFI 3/	Unpaid Obligations	Unobligated Balance	Percent Obligated
Sub-Total		54,490,232	0	54,490,232	4,084,159	18,917,834	8,927,187	9,990,647	35,572,398	35%
Non-War Funds		0	0	0	0	0	0	0	0	0%
Operation Noble Eagle - Baseline Funds	2/	0	0	55,739	0	0	0	0	55,739	0%
Grand Total		54,490,232	0	54,545,971	4,084,159	18,917,834	8,927,187	9,990,647	35,628,137	20%

**FY 2018 Estimate of Cost of War for FY 2018 Appropriations
(Amounts in Thousands)
As of March 31, 2018**

FY 2018 Status of Funds Footnotes:

- 1/ Reflects funding provided in Public Law 114-223, the Continuing Resolutions Act, 2017.
- 2/ Obligations include **\$55,739** for Operation Noble Eagle (ONE) as a cost of war.
- 3/ CFI is Cumulative From Inception.
- 4/ Obligations that exceed funds available reflect cash flowing from baseline operations.

FY 2018 Cost of War for FY 2017 Appropriations

FY 2018 Estimate of Cost of War for FY 2017 Appropriations
(Amounts in Thousands)
As of March 31, 2018

APPROPRIATION Fiscal Year 2017 Accounts	Notes	Funds Appropriated 1/	Funds Transferred	Funds Available	Obligations March 2018	Obligations CFI 2/3	Disbursements CFI 3/	Unpaid Obligations	Unobligated Balance	Percent Obligated
21 2017/2017 2010 Military Personnel, Army	/6	2,042,682	-14,608	2,028,074	0	2,101,783	2,101,783	0	-73,709	104%
21 2017/2017 2070 Reserve Personnel, Army		17,084	0	17,084	2	15,232	14,328	904	1,852	89%
21 2017/2017 2060 National Guard Personnel, Army		131,630	3,358	134,988	-238	124,365	114,459	9,906	10,623	92%
21 2017/2017 2020 Operation and Maintenance, Army	/5	14,813,205	-81,781	14,731,424	492	14,602,765	7,235,450	7,367,315	128,659	99%
21 2017/2017 2080 Operation and Maintenance, Army Reserve	/5 /6	23,910	-1,912	21,998	0	22,083	14,846	7,237	-85	100%
21 2017/2017 2065 Operation and Maintenance, Army Natl Guard	/5	65,250	610	65,860	0	59,607	34,531	25,076	6,253	91%
21 2017/2019 2031 Aircraft Procurement, Army		253,711	194,140	447,851	7,900	247,669	65,134	182,535	200,182	55%
21 2017/2019 2032 Missile Procurement, Army		324,507	36,700	361,207	1,628	263,528	8,557	254,971	97,679	73%
21 2017/2019 2033 Procurement of Weapons & Tracked Vehicles		22,410	0	22,410	0	22,334	1,538	20,796	76	100%
21 2017/2019 2034 Procurement of Ammunition, Army		88,460	9,100	97,560	2,659	80,711	8,863	71,848	16,849	83%
21 2017/2019 2035 Other Procurement, Army		926,195	38,300	964,495	124,345	853,388	261,261	592,127	111,107	88%
21 2017/2018 2040 Research, Development, Test, and Eval, Army		271,789	15,600	287,389	12062	261,670	125,973	135,697	25,719	91%
21 2017/2021 2050 Military Construction, Army		11,500	0	11,500	563	741	105	636	10,759	6%
17 2017/2017 1453 Military Personnel, Navy	/6	334,781	0	334,781	0	369,353	369,319	34	-34,572	110%
17 2017/2017 1405 Reserve Personnel, Navy	/6	11,929	0	11,929	0	14,460	12,592	1,868	-2,531	121%
17 2017/2017 1804 Operation and Maintenance, Navy	/5 /6	5,245,390	5,473	5,250,863	0	5,477,645	3,892,953	1,584,692	-226,782	104%
17 2017/2017 1806 Operation and Maintenance, Navy Reserve	/6	26,265	0	26,265	0	29,841	18,866	10,975	-3,576	114%
17 2017/2019 1506 Aircraft Procurement, Navy		419,149	28,335	447,484	8973	290,971	136,734	154,237	156,513	65%
17 2017/2019 1507 Weapons Procurement, Navy		8,600	0	8,600	0	6,180	206	5,974	2,420	72%
17 2017/2019 1508 Procurement of Ammunition, Navy and USMC		123,380	0	123,380	0	113,907	5,482	108,425	9,473	92%
17 2017/2019 1810 Other Procurement, Navy	/6	42,397	6,531	48,928	2,506	94,818	7,572	87,246	-45,890	194%
17 2017/2018 1319 Research, Development, Test, and Eval, Navy	/6	39,407	0	39,407	128	40,041	10,928	29,113	-634	102%
17 2017/2021 1205 Military Construction, Navy and Marine Corps	/6	0	0	0	0	190	0	190	-190	0%
17 2017/2017 1105 Military Personnel, Marine Corps		185,573	-51,006	134,567	0	103,312	0	103,312	31,255	77%
17 2017/2017 1108 Reserve Personnel, Marine Corps	/6	3,764	0	3,764	0	3,835	0	3,835	-71	102%
17 2017/2017 1106 Operation and Maintenance, Marine Corps	/5	1,056,632	552,750	1,609,382	-602	1,581,237	1,054,192	527,045	28,145	98%
17 2017/2017 1107 Operation and Maintenance, USMC Reserve		3,304	0	3,304	0	3,221	3,163	58	83	97%
17 2017/2019 1109 Procurement, Marine Corps		147,011	20,700	167,711	421	54,339	28,064	26,275	113,372	32%
57 2017/2017 3500 Military Personnel, Air Force	/6	857,111	0	857,111	0	860,901	860,901	0	-3,790	100%
57 2017/2017 3700 Reserve Personnel, Air Force		20,535	272	20,807	0	20,567	15,540	5,027	240	99%
57 2017/2017 3850 National Guard Personnel, Air Force		5,288	52	5,340	0	5,128	4,636	492	212	96%
57 2017/2017 3400 Operation and Maintenance, Air Force	/5	9,336,307	72,006	9,408,313	18,399	9,328,847	7,739,346	1,589,501	79,466	99%
57 2017/2017 3740 Operation and Maintenance, Air Force Reserve		57,586	0	57,586	-73	56,061	49,862	6,199	1,525	97%
57 2017/2017 3840 Operation and Maintenance, Air Natl Guard		20,000	0	20,000	0	14,587	6,281	8,306	5,413	73%
57 2017/2019 3010 Aircraft Procurement, Air Force		820,919	0	820,919	5,039	38,281	16,816	21,465	782,638	5%
57 2017/2019 3020 Missile Procurement, Air Force		134,295	0	134,295	181	96,123	485	95,638	38,172	72%
57 2017/2019 3011 Procurement of Ammunition, Air Force	/6	151,908	1,020	152,928	-16	396,392	6,543	389,849	-243,464	259%
57 2017/2019 3080 Other Procurement, Air Force		249,576	22,665	272,241	128	20,751	4,165	16,586	251,490	8%
57 2017/2018 3600 Research, Development, Test and Eval, Air Force		59,740	21,643	81,383	1,023	14,777	12,928	1,849	66,606	18%
57 2017/2021 3300 Military Construction, Air Force		20,011	0	20,011	0	0	0	0	20,011	0%
97 2017/2017 0100 Operation and Maintenance, Defense-Wide	/5	6,607,347	-2,026,728	4,580,619	-3,001	4,052,820	2,665,919	1,386,901	527,799	88%
97 2017/2018 0100 Operation and Maintenance, Defense-Wide		0	1,670,000	1,670,000	0	18,398	18,398	0	1,651,602	1%
97 2017/2017 0107 Office of the Inspector General, Defense		22,062	-5,000	17,062	-17	12,088	5,751	6,337	4,974	71%

**FY 2018 Estimate of Cost of War for FY 2017 Appropriations
(Amounts in Thousands)
As of March 31, 2018**

APPROPRIATION Fiscal Year 2017 Accounts	Notes	Funds Appropriated 1/	Funds Transferred	Funds Available	Obligations March 2018	Obligations CFI 2/3	Disbursements CFI 3/	Unpaid Obligations	Unobligated Balance	Percent Obligated
97 2017/2017 0130 Defense Health Program, Defense	/6	322,859	0	322,859	-1	334,500	298,875	35,625	-11,641	104%
97 2017/2019 0300 Procurement, Defense-Wide		351,437	78,070	429,507	12,731	386,230	141,167	245,063	43,277	90%
97 2017/2018 0400 Research, Development, Test and Eval, Defense	/6	0	0	0	0	1,972	113	1,859	-1,972	0%
97 2017/XXXX 4930 Defense Working Capital Funds, Defense		95,481	0	95,481	0	2,790	2,766	24	92,691	3%
21 2017/2018 2091 Afghanistan Security Forces Fund, Army		4,162,715	0	4,162,715	80,903	3,946,564	3,666,608	279,956	216,151	95%
21 2017/2019 2093 Joint Improvised Explosive Device Defeat Fund		87,800	0	87,800	0	87,753	83,109	4,644	47	100%
21 2017/2018 2097 Iraq Train and Equip Fund	7/	289,500	0	289,500	-24,532	254,118	321,805	-67,687	35,382	88%
97 2017/2017 0105 Drug Interdiction & Cntr Drug Activities		191,533	-107,000	84,533	0	0	0	0	84,533	0%
97 2017/2019 2093 Joint Improvised Explosive Device Defeat Fund		339,472	0	339,472	366	336,546	153,050	183,496	2,926	99%
21 2017/2018 2099 Counter-ISIL Train and Equip Fund		1,526,400	-168,268	1,358,132	95,916	1,055,184	857,342	197,842	302,948	78%
Sub-Total		52,369,797	321,022	52,690,819	347,885	48,180,604	32,459,305	15,721,299	4,510,215	91%
Non-War Funds	4/	29,728,110	0	29,728,110	0	0	0	0	29,728,110	0%
Operation Noble Eagle - Baseline Funds	2/	0	0	95,685	0	0	0	0	95,685	0%
Grand Total		82,097,907	321,022	82,514,614	347,885	48,180,604	32,459,305	15,721,299	34,334,010	20%

**FY 2018 Estimate of Cost of War for FY 2017 Appropriations
(Amounts in Thousands)
As of March 31, 2018**

FY 2017 Status of Funds Footnotes:

1/ Reflects funding provided in Public Law 114-223, the Continuing Resolutions Act, 2017.

2/ Obligations include **\$95,685** for Operation Noble Eagle (ONE) as a cost of war.

3/ CFI is Cumulative From Inception.

4/ Table 2 reflects Non-War funds whose execution is not included in the DoD Cost of War Report.

5/ Table 3 reflects OCO funding that was reduced by **\$355,041** due to a congressional mark that was applied to the Department of Defense Appropriations Act, 2016.

6/ Obligations that exceed funds available reflect cash flowing from baseline operations.

7/ Disbursements that exceed obligations represents a reporting error and will be corrected in a subsequent reporting period

**FY 2018 Estimate of Cost of War for FY 2017 Appropriations
(Amounts in Thousands)
As of March 31, 2018**

Table 1 -- Reprogramming Actions into/out of Cost of War Funds

Reprogramming Action:	1	2	3	4	5
APPROPRIATION					
2017/2017 Military Personnel, Army		22,092		-36,700	
2017/2017 National Guard Personnel, Army	744		2,126		
2017/2017 Operation and Maintenance, Army	45,000		100,968	-253,692	
2017/2017 Operation and Maintenance, Army Reserve				-1,912	
2017/2017 Operation and Maintenance, Army Natl Guard			610		
2017/2019 Aircraft Procurement, Army			116,100	78,040	
2017/2019 Missile Procurement, Army				36,700	
2017/2019 Procurement of Ammunition, Army				9,100	
2017/2019 Other Procurement, Army			4,900	33,400	
2017/2018 Research, Development, Test, and Eval, Army				15,600	
2017/2017 Operation and Maintenance, Navy	850		4,123		
2017/2019 Aircraft Procurement, Navy			28,335		
2017/2019 Other Procurement, Navy			6,531		
2017/2017 Military Personnel, Marine Corps				-51,006	
2017/2017 Operation and Maintenance, Marine Corps					552,750
2017/2019 Procurement, Marine Corps			20,700		
2017/2017 Reserve Personnel, Air Force	272				
2017/2017 National Guard Personnel, Air Force					
2017/2017 Operation and Maintenance, Air Force	18,534		11,455		
2017/2019 Procurement of Ammunition, Air Force				1,020	
2017/2019 Other Procurement, Air Force			9,622	12,743	
2017/2018 Research, Development, Test and Eval, Air Force				21,643	
2017/2017 Operation and Maintenance, Defense-Wide	229,000		28,735	-627,463	
2017/2018 Operation and Maintenance, Defense-Wide	11,000				
2017/2017 Office of the Inspector General, Defense				-5,000	
2017/2019 Procurement, Defense-Wide			77,770		
2017/2017 Drug Interdiction & Cntr Drug Activities	-35,400				
2017/2018 Counter-ISIL Train and Equip Fund				-168,268	
Reprogramming Total	270,000	22,092	411,975	-935,795	552,750
Cumulative Reprogramming Total	270,000	292,092	704,067	-231,728	321,022

1. FY 17-05 PA; Counterterrorism Partnership Funds for Syria Train & Equip, (220,000)
FY 17-01 PA; Counterterrorism Partnership Funds for Syria Train & Equip, (50,000)
FY 17-01 IR; Drug Interdiction and Counter-Drug Activities, Defense, (Zero Net Change)
FY 17-02 IT; Directed transfer in DoD Appropriation Act (Zero Net Change)
2. Base to OCO Declaration, Military Personnel, Army, (22,092)
3. FY 17-10 IR; Intelligence, Surveillance, and Reconnaissance Request, (52,160)
FY 17-19 IR; Intelligence, Surveillance, and Reconnaissance Request, (251,490)
FY 17-23 IR; Drug Interdiction and Counter-Drug Activities, Defense, (107,725)
FY 17-23 IR; NDII - Counter Drug Reprogrammed Funds, (600)
4. FY 17-16 PA; June Prior Approval Request, (Zero Net Change)
FY 17-19 IR; Intelligence, Surveillance, and Reconnaissance Request, (-445,515)
FY 17-25 PA; August 2017 Prior Approval Request, (Zero Net Change)
FY 17-26 PA; Counter-ISIL Train and Equip, (-168,268)
FY 17-26 PA; Missile Defeat Enhancement Prior Approval Request, (-326,635)
5. OCO to Base/Title X

**FY 2018 Estimate of Cost of War for FY 2017 Appropriations
(Amounts in Thousands)
As of March 31, 2018**

Table 2 -- Non-War Programs or Programs Whose Execution Is Not Included in the DoD Cost of War Report

Non-War/Not Reported on the DoD Cost of War Report	Fund Item Description	Military Personnel	Operation & Maintenance	Procurement	Research, Development, Test, & Evaluation	Revolving Funds and Military Construction	Total
21 2017/2017 2020 Operation and Maintenance, Army	Congressional transfer from Title II to Title IX		1,257,708				1,257,708
17 2017/2017 1804 Operation and Maintenance, Navy	Congressional transfer from Title II to Title IX		1,225,000				1,225,000
17 2017/2017 1106 Operation and Maintenance, Marine Corps	Congressional transfer from Title II to Title IX		375,000				375,000
57 2017/2017 3400 Operation and Maintenance, Air Force	Congressional transfer from Title II to Title IX		1,225,000				1,225,000
Operation and Maintenance, Subtotal			4,082,708				4,082,708
97 2016/2018 0350 National Guard and Reserve Equipment, Defense	Baseline Programs funded by Congress in OCO			750,000			750,000
Title X - Additional Appropriations	Baseline Programs funded by Congress in OCO	17,610	4,504,823	4,223,518	599,723	520,233	9,865,907
Bipartisan Budget Agreement of 2015	Baseline Programs funded by Congress in OCO	62,965	3,599,478	1,170,599	38,023	38,409	4,909,474
European Reassurance Initiative		147,549	1,626,493	1,396,952	125,880	46,833	3,343,707
Ukraine Security Assistance Initiative			150,000				150,000
Intelligence, Surveillance, Reconnaissance Task Force			500,000				500,000
Classified Programs			1,575,514	4,134,719	416,081		6,126,314
Non-War Programs Totals			16,039,016	11,675,788	1,179,707	605,475	29,728,110

Table 3 -- Section 8128 Fuel Saving applied to Overseas Contingency Operations

Non-War/Not Reported on the DoD Cost of War Report	Fund Item Description	Operation & Maintenance	Total
21 2017/2017 2020 Operation and Maintenance, Army	Fuel Reduction	179,148	179,148
21 2017/2017 2080 Operation and Maintenance, Army Reserve	Fuel Reduction	210	210
21 2017/2017 2065 Operation and Maintenance, Army National Guard	Fuel Reduction	1,657	1,657
17 2017/2017 1804 Operation and Maintenance, Navy	Fuel Reduction	80,413	80,413
17 2017/2017 1106 Operation and Maintenance, Marine Corps	Fuel Reduction	6,023	6,023
57 2017/2017 3400 Operation and Maintenance, Air Force	Fuel Reduction	75,139	75,139
97 2017/2017 0100 Operation and Maintenance, USSOCOM	Fuel Reduction	11,210	11,210
97 2017/2017 0100 Operation and Maintenance, Other	Fuel Reduction	1,241	1,241
Operation and Maintenance, Total		355,041	355,041

FY 2018 Cost of War for FY 2016 Appropriations

**FY 2018 Estimate of Cost of War for FY 2016 Appropriations
(Amounts in Thousands)
As of March 31, 2018**

APPROPRIATION Fiscal Year 2016 Accounts	Notes	Funds Appropriated	Funds Transferred	Funds Available	Obligations March 2018	Obligations CFI	Disbursements CFI	Unpaid Obligations	Unobligated Balance	Percent Obligated
21 2016/2016 2010 Military Personnel, Army	7/	1,846,356	20,653	1,867,009	0	1,905,673	1,905,673	0	-38,664	102%
21 2016/2016 2070 Reserve Personnel, Army		17,162	0	17,162	0	17,135	16,082	1,053	27	100%
21 2016/2016 2060 National Guard Personnel, Army		149,015	-18,399	130,616	13	125,378	119,810	5,568	5,238	96%
21 2016/2016 2020 Operation and Maintenance, Army	6/ 7/	11,668,548	1,798,038	13,466,586	-5,182	13,498,871	6,737,257	6,761,614	-32,285	100%
21 2016/2016 2080 Operation and Maintenance, Army Reserve	6/ 7/	24,554	0	24,554	0	25,611	17,986	7,625	-1,057	104%
21 2016/2016 2065 Operation and Maintenance, Army Natl Guard		60,845	0	60,845	0	51,066	30,163	20,903	9,779	84%
21 2016/2018 2031 Aircraft Procurement, Army		161,987	111,300	273,287	-2,518	269,901	199,686	70,215	3,386	99%
21 2016/2018 2032 Missile Procurement, Army		37,260	0	37,260	0	35,998	7,710	28,288	1,262	97%
21 2016/2018 2033 Procurement of Weapons & Tracked Vehicles, Army		486,630	0	486,630	2,074	475,075	361,495	113,580	11,555	98%
21 2016/2018 2034 Procurement of Ammunition, Army		222,040	20,678	242,718	2,633	232,386	74,509	157,877	10,332	96%
21 2016/2018 2035 Other Procurement, Army		1,175,596	-24,471	1,151,125	85,676	1,149,915	1,071,695	78,220	1,210	100%
21 2016/2017 2040 Research, Development, Test, and Eval, Army		1,500	0	1,500	0	1,500	1,305	195	0	100%
17 2016/2016 1453 Military Personnel, Navy		251,011	92,841	343,852	0	342,551	340,889	1,662	1,301	100%
17 2016/2016 1405 Reserve Personnel, Navy		12,693	0	12,693	0	12,693	12,453	240	0	100%
17 2016/2016 1804 Operation and Maintenance, Navy	6/ 7/	4,789,789	219,669	5,009,458	0	5,062,035	3,628,162	1,433,873	-52,577	101%
17 2016/2016 1806 Operation and Maintenance, Navy Reserve	6/	31,462	0	31,462	0	31,406	22,127	9,279	56	100%
17 2016/2018 1506 Aircraft Procurement, Navy		210,990	0	210,990	0	196,017	115,694	80,323	14,973	93%
17 2016/2018 1508 Procurement of Ammunition, Navy and USMC		117,966	49,047	167,013	-6	166,822	73,971	92,851	191	100%
17 2016/2018 1810 Other Procurement, Navy		186	0	186	0	86	86	0	100	46%
17 2016/2016 1105 Military Personnel, Marine Corps		171,079	315	171,394	0	143,857	65,548	78,309	27,537	84%
17 2016/2016 1108 Reserve Personnel, Marine Corps		3,393	0	3,393	0	3,300	2,937	363	93	97%
17 2016/2016 1106 Operation and Maintenance, Marine Corps	6/	914,186	23,000	937,186	122	845,036	806,953	38,083	92,150	90%
17 2016/2016 1107 Operation and Maintenance, USMC Reserve		3,455	0	3,455	0	3,225	3,122	103	230	93%
17 2016/2018 1109 Procurement, Marine Corps		56,934	6,800	63,734	-1,800	58,752	49,521	9,231	4,982	92%
57 2016/2016 3500 Military Personnel, Air Force		726,126	157,287	883,413	0	848,344	848,344	0	35,069	96%
57 2016/2016 3700 Reserve Personnel, Air Force	7/	18,710	0	18,710	0	21,047	6,897	14,150	-2,337	112%
57 2016/2016 3850 National Guard Personnel, Air Force		2,828	2,327	5,155	0	5,155	5,012	143	0	100%
57 2016/2016 3400 Operation and Maintenance, Air Force	6/	8,290,224	154,440	8,444,664	-1,573	8,198,549	7,863,286	335,263	246,115	97%
57 2016/2016 3740 Operation and Maintenance, Air Force Reserve		58,106	0	58,106	-12	57,110	35,642	21,468	996	98%
57 2016/2016 3840 Operation and Maintenance, Air Natl Guard		19,900	0	19,900	0	11,838	5,745	6,093	8,062	59%
57 2016/2018 3010 Aircraft Procurement, Air Force		128,900	76,100	205,000	1,765	154,402	58,693	95,709	50,598	75%
57 2016/2018 3020 Missile Procurement, Air Force		289,142	0	289,142	2,580	276,098	10,803	265,295	13,044	95%
57 2016/2018 3011 Procurement of Ammunition, Air Force		228,874	153,247	382,121	92,817	381,976	197,089	184,887	145	100%
57 2016/2018 3080 Other Procurement, Air Force		127,465	86,297	213,762	12,998	110,598	66,390	44,208	103,164	52%
57 2016/2017 3600 Research, Development, Test and Eval, Air Force		300	0	300	0	0	0	0	300	0%
97 2016/2016 0100 Operation and Maintenance, Defense-Wide	6/	3,363,389	545,275	3,908,664	-1,070	3,804,257	2,300,777	1,503,480	104,407	97%
97 2016/2017 0100 Operation and Maintenance, Defense-Wide		860,000	-248,000	612,000	0	611,689	611,524	165	311	100%
97 2016/2016 0107 Office of the Inspector General, Defense	7/	10,262	2,900	13,162	0	14,147	13,432	715	-985	107%
97 2016/2016 0130 Defense Health Program, Defense		272,704	14,364	287,068	0	282,525	272,122	10,403	4,543	98%
97 2016/2018 0300 Procurement, Defense-Wide		140,436	88,768	229,204	0	213,177	166,496	46,681	16,027	93%
97 2016/2017 0400 Research, Development, Test and Eval, Defense	8/ 9/	8,000	10,559	18,559	0	-146	568	-714	18,705	-1%
97 2016/XXXX 4930 Defense Working Capital Funds, Defense		88,850	0	88,850	0	3,852	3,852	0	84,998	4%

**FY 2018 Estimate of Cost of War for FY 2016 Appropriations
(Amounts in Thousands)
As of March 31, 2018**

APPROPRIATION Fiscal Year 2016 Accounts	Notes	Funds Appropriated 1/1/16	Funds Transferred 4/1/16	Funds Available	Obligations March 2018	Obligations CFI 2/2/18	Disbursements CFI 2/2/18	Unpaid Obligations	Unobligated Balance	Percent Obligated
21 2016/2017 2091 Afghanistan Security Forces Fund, Army		3,502,257	0	3,502,257	-16	3,498,020	3,378,778	119,242	4,237	100%
21 2016/2018 2093 Joint Improvised Explosive Device Defeat Fund		349,464	0	349,464	1,698	338,519	273,358	65,161	10,945	97%
21 2016/2017 2097 Iraq Train and Equip Fund		715,000	0	715,000	-30	714,068	695,247	18,821	932	100%
97 2016/2016 0105 Drug Interdiction & Cntr Drug Activities		186,000	-186,000	0	0	0	0	0	0	0%
Sub-Total		41,801,574	3,157,035	44,958,609	190,169	44,199,514	32,478,889	11,720,625	759,095	98%
Non-War Funds	5/	15,352,907	0	15,352,907	0	0	0	0	15,352,907	0%
Operation Noble Eagle - Baseline Funds	2/	0	0	95,584	0	0	0	0	95,584	0%
Grand Total		57,154,481	3,157,035	60,407,100	190,169	44,199,514	32,478,889	11,720,625	16,207,586	73%

**FY 2018 Estimate of Cost of War for FY 2016 Appropriations
(Amounts in Thousands)
As of March 31, 2018**

FY 2016 Status of Funds Footnotes:

1/ Reflects funding provided in Public Law 114-53, the Continuing Resolutions Act, 2016.

2/ Obligations include **\$95,584** for Operation Noble Eagle (ONE) as a cost of war.

3/ CFI is Cumulative From Inception.

4/ Table 1 reflects funds transferred into/out of FY 2016 war funds. The appropriation transfer column totals may also include the results of internal reprogrammings within the cost of war funds.

5/ Table 2 reflects Non-War funds whose execution is not included in the DoD Cost of War Report.

6/ Table 3 reflects OCO funding that was reduced by **\$893,519** due to a congressional mark that was applied to the Department of Defense Appropriations Act, 2016.

7/ Obligations that exceed funds available reflect cash flowing from baseline operations.

8/ Obligations with a negative ITD balance indicates a reporting discrepancy and will be corrected in a subsequent period.

9/ Disbursements that exceed obligations represents a reporting discrepancy and will be corrected in a subsequent period.

**FY 2018 Estimate of Cost of War for FY 2016 Appropriations
(Amounts in Thousands)
As of March 31, 2018**

Table 1 -- Reprogramming Actions into/out of Cost of War Funds

Reprogramming Action:	1	2	3	4	5	6	7	8	9	10	11
APPROPRIATION											
2016/2016 Military Personnel, Army								-54,347	75,000		
2016/2016 National Guard Personnel, Army		672				199		-19,270			
2016/2016 Operation and Maintenance, Army		26,629	4,500		6,625	135,153	1,367,435	83,335	174,361		
2016/2016 Aircraft Procurement, Army					84,000				27,300		
2016/2018 Other Procurement, Army								-24,471			
2016/2018 Procurement of Ammunition, Army											20,678
2016/2016 Military Personnel, Navy							86,041		6,800		
2016/2016 Operation and Maintenance, Navy		396	68,503	11,700	47,600	1,606		89,864			
2016/2018 Procurement of Ammunition, Navy and USMC											49,047
2016/2016 Military Personnel, Marine Corps		215				78		22			
2016/2016 Operation and Maintenance, Marine Corps							23,000				
2016/2018 Procurement, Marine Corps								6,800			
2016/2016 Military Personnel, Air Force					10,000			147,287			
2016/2016 National Guard Personnel, Air Force									2,327		
2016/2016 Operation and Maintenance, Air Force		11,223	4,500	88,100	8,820	49,988		-8,191			
2016/2018 Aircraft Procurement, Air Force				108,200							-32,100
2016/2018 Other Procurement, Air Force						2,435		12,482		-10,720	82,100
2016/2018 Procurement of Ammunition, Air Force											153,247
2016/2016 Operation and Maintenance, Defense-Wide	14,319	1,188	107,453	13,800	46,450	387,348	35,000	-19,374	-40,909		
2016/2017 Operation and Maintenance, Defense-Wide											-248,000
2016/2016 Office of the Inspector General, Defense									2,900		
2016/2016 Defense Health Program, Defense									14,364		
2016/2018 Procurement, Defense-Wide				36,000	23,400			9,949	4,019		15,400
2016/2017 Research, Development, Test and Eval, Defense						12,000	48,900		-1,441	-48,900	
2016/2016 Drug Interdiction & Cntr Drug Activities		-40,323				-145,677					
Reprogramming Total	14,319	0	184,956	257,800	226,895	443,130	1,560,376	224,086	264,721	-59,620	40,372
Cumulative Reprogramming Total	14,319	14,319	199,275	457,075	683,970	1,127,100	2,687,476	2,911,562	3,176,283	3,116,663	3,157,035

1. Base to OCO, DCMA Base-to-OCO, (\$14,319)
2. FY16-02 IR, Drug Interdiction and Counter-Drug Activities, (Zero Net Change)
3. FY16-02 PA, Counterterrorism Partnerships Fund for Syria Train & Equip, (\$116,453);
Base to OCO, Restore Fuel Savings, (\$68,503)
4. FY16-10 IR, Intelligence, Surveillance and Reconnaissance Request, (\$257,800)
5. FY16-13 IR, Intelligence, Surveillance and Reconnaissance (ISR) - Part 2, (\$226,895)
6. FY16-09 IR, Drug Interdiction and Counter Drug Activities, (\$Zero Net Change);
FY 16-11 PA, Counterterrorism Partnerships Fund Transfer for Syria Train and Equip, (\$300,000);
FY 16-13 PA, Operation Freedom Sentinel and Other Priorities, (\$143,130)
7. FY16-13 PA, Operation Freedom Sentinel and Other Priorities, (\$1,560,376)
8. FY 16-15 IR Classified Programs & Drug Interdiction and Counter-Drug Activities, Defense, (\$-842)
FY 16-18 PA Intelligence Surveillance and Reconnaissance (ISR) Request - MIP, (Zero Net Change)
FY 16-19 PA April 2016 Prior Approval, (\$133,380)
FY 16-20 IR Classified Programs, (Zero Net Change)
FY 16-21 PA May 2016 Prior Approval, (\$90,728)
FY 16-22 PA Omnibus 2016 Request, (Zero Net Change)
FY 16-25 IR Drug Interdiction and Counter-Drug Activities, Defense, (\$820)
9. FY16-19 PA, April 2016 Prior Approval, (\$163,330)
FY16-23 PA, OMNIBUS 2016 Military Intelligence Program (MIP), (Zero Net Change)
FY16-29 PA, Military Intelligence Program, (Zero Net Change)
FY16-30 PA, August 2016 Prior Approval, (\$6,800)
Base to OCO, (\$94,591)
Below Threshold Reprogramming, (Zero Net Change)
10. FY16-13 PA June 2016, Operation Freedom SENTINAL and Other Priorities, (-\$48,900)
FY 16-25 IR, Drug Interdiction and Counter-Drug Activities, Defense (-\$10,720)
11. FY17-16 PA June Prior Approval Request, dated June 30, 2017, (Zero Net Change)
FY17-25 PA August Prior Approval Request, dated Sep 7, 2017, (\$40,372)

**FY 2018 Estimate of Cost of War for FY 2016 Appropriations
(Amounts in Thousands)
As of March 31, 2018**

Table 2 -- Non-War Programs or Programs Whose Execution Is Not Included in the DoD Cost of War Report					
Non-War/Not Reported on the DoD Cost of War Report	Fund Item Description	Military Personnel	Operation & Maintenance	Procurement	Total
21 2016/2016 2020 Operation and Maintenance, Army	Congressional transfer from Title II to Title IX		2,200,000		2,200,000
17 2016/2016 1804 Operation and Maintenance, Navy	Congressional transfer from Title II to Title IX		2,200,000	-	2,200,000
17 2016/2016 1106 Operation and Maintenance, Marine Corps	Congressional transfer from Title II to Title IX		420,000		420,000
57 2016/2016 3400 Operation and Maintenance, Air Force	Congressional transfer from Title II to Title IX		2,200,000		2,200,000
Operation and Maintenance, Subtotal			7,020,000	-	7,020,000
97 2016/2018 0350 National Guard and Reserve Equipment, Defense	Baseline Programs funded by Congress in OCO			1,000,000	1,000,000
21 2016/2016 2020 Operation and Maintenance, Army	Restore Readiness		336,583		336,583
21 2016/2016 2065 Operation and Maintenance, Army Nat'l Guard	Restore Readiness		75,000		75,000
21 2016/2016 2080 Operation and Maintenance, Army Reserve	Restore Readiness		75,000		75,000
European Reassurance Initiative			789,300		789,300
Counterterrorism Partnerships Fund			1,100,000		1,100,000
Ukraine Security Initiative			250,000		250,000
Classified Programs					4,707,024
Non-War Programs Totals			9,645,883	1,000,000	15,352,907

Table 3 -- Section 8128 Fuel Saving applied to Overseas Contingency Operations			
Non-War/Not Reported on the DoD Cost of War Report	Fund Item Description	Operation & Maintenance	Total
21 2016/2016 2020 Operation and Maintenance, Army	Fuel Reduction	271,349	271,349
21 2016/2016 2080 Operation and Maintenance, Army Reserve	Fuel Reduction	5	5
17 2016/2016 1804 Operation and Maintenance, Navy	Fuel Reduction	164,202	164,202
17 2016/2016 1806 Operation and Maintenance, Navy Reserve	Fuel Reduction	181	181
17 2016/2016 1106 Operation and Maintenance, Marine Corps	Fuel Reduction	11,478	11,478
57 2016/2016 3400 Operation and Maintenance, Air Force	Fuel Reduction	431,226	431,226
97 2016/2016 0100 Operation and Maintenance, USSOCOM	Fuel Reduction	15,078	15,078
Operation and Maintenance, Total		893,519	893,519